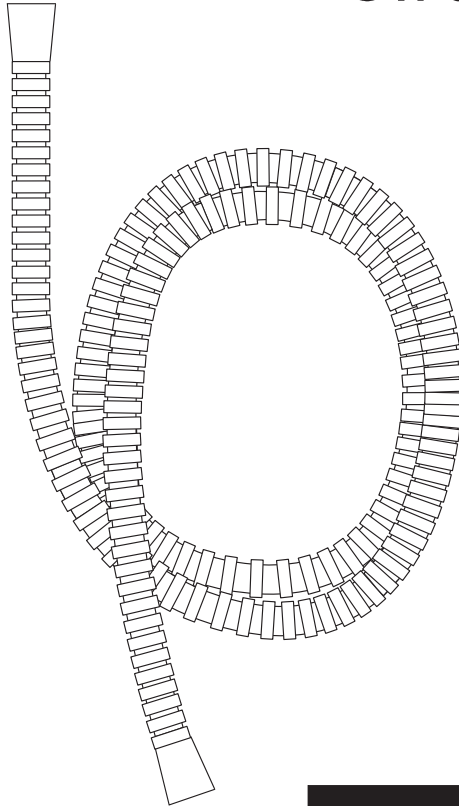


mira

SHOWERS



FLEXIBLE HOSE

1540.274 & 1540.275

Accessory Pack

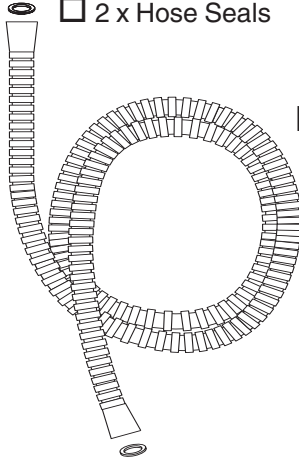
Installation

THESE INSTRUCTIONS ARE TO BE LEFT WITH THE USER

Pack Contents Checklist

- Tick the appropriate box to familiarise yourself with the part names and to confirm that the parts are included.

2 x Hose Seals

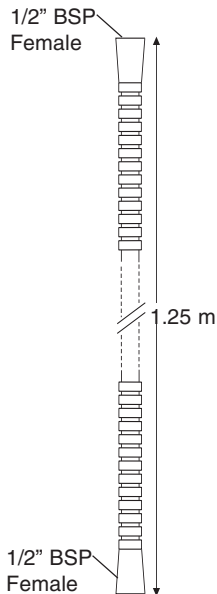


1 x Shower Hose

Documentation

1 x Installation & User Guide

Dimensions



Installation

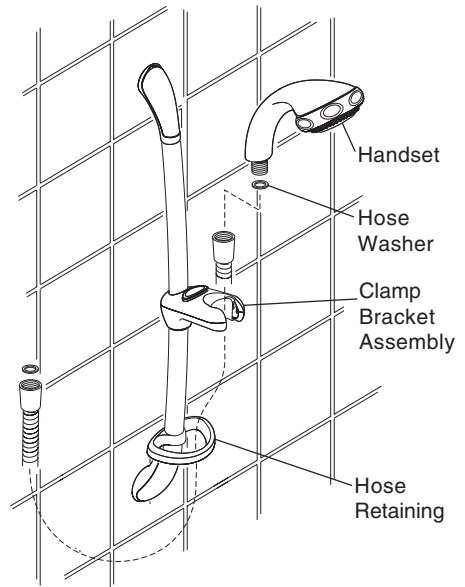
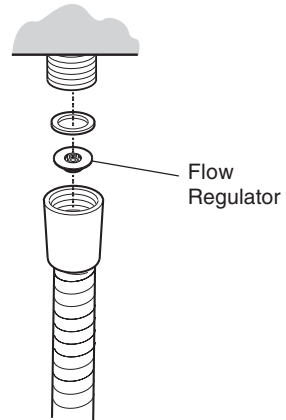
Caution! When you detach the existing shower hose, it may be full of water.

1. Unscrew the existing shower hose from the shower control outlet.
2. Separate the shower head from the existing shower hose.
3. Screw the Mira shower hose onto the outlet of the shower control. Make sure that the hose washer is fitted.

Caution! Do not overtighten the hose.

Note! If necessary, a 9 l/min flow regulator can be fitted under the hose washer. The flow regulator is available as an accessory – contact Customer Services.

4. Pass the hose through the hose retaining ring and screw the remaining end of the hose onto the handset. Make sure that the hose washer is fitted.
5. Place the handset in the clamp bracket assembly.



Customer Service

Guarantee (Accessories)

Mira Showers guarantees this product against any defect of materials or workmanship for one year from the date of purchase.

Within the guarantee period we will resolve defects, free of charge, by repair or replacement as we may choose.

Not covered by this guarantee:

- Damage or defects arising from incorrect installation, improper use or lack of maintenance, including build-up of limescale.
- Damage or defects if the product is taken apart, repaired or modified by any person not authorised by Mira Showers or our approved agents.

Proof of Purchase will be required to support any guarantee claims.

This guarantee is in addition to your statutory and other legal rights.

Our Customer Services Team is comprehensively trained to provide every assistance you may need: help and advice, spare parts or a service visit.

As part of our quality and training programme calls may be recorded or monitored.

Spare Parts

We maintain an extensive stock of spares, which can be purchased from approved stockists or merchants (locations on request) or direct from Customer Services.

Spares direct will normally be despatched within two working days. Payment can be made by Visa or Mastercard at the time of ordering. Should payment by cheque be preferred a pro-forma invoice will be sent.

Note! In the interests of safety, spares requiring exposure to mains voltages can only be sent to competent persons.

Service

Our Service Force is available to provide a quality service at a reasonable cost. You will have the assurance of a Mira trained engineer/agent, genuine Mira spares – and a 12 month guarantee on the repair.

To contact us

England, Scotland & Wales

Mira Showers Customer Services

Telephone: 0870 241 0888

8:30 am to 5:00 pm Working days (4:30 pm Friday)

8:30 am to 12.30 pm Saturday

E-mail: technical@mirashowers.com

Fax: 01242 282595

By Post: Cromwell Road

Cheltenham

Gloucester

GL52 5EP

Northern Ireland

Wm H Leech & Son Ltd

Telephone: 028 9044 9257 – Mon to Fri 9 am-5pm

Fax: 028 9044 9234 – 24 hours

Post: Maryland Industrial Estate

Ballygowan Road

Moneyreagh, Co Down

BT23 6BL

Republic of Ireland

Modern Plant Ltd

Telephone: Dublin 01 4591344 – Mon to Fri 9am to 5pm

Fax: Dublin 01 4592329 – 24 hours

Post: Otter House

Naas Road

Clondalkin

Dublin 22

Mira Showers
Kohler Mira Ltd
Cromwell Road,
Cheltenham GL52 5EP. www.mirashowers.com

Mira is a registered trade mark.
The company reserves the right to alter
product specifications without notice.
www.mirashowers.com



BS EN ISO 9001 : 1994
Reg. No. FM 14648

mira
SHOWERS