




# Cove Horizontal Fixing Instructions

Either single or double sided; this superb heat emitter is perfectly proportioned to add style and elegance to any room.



**PLEASE UNPACK YOUR DELIVERY CAREFULLY AND INSPECT THE RADIATOR AND CONTENTS – ANY DAMAGES OR SHORTAGES MUST BE NOTIFIED TO YOUR SUPPLIER WITHIN 3 DAYS OF DELIVERY OF YOUR GOODS.**

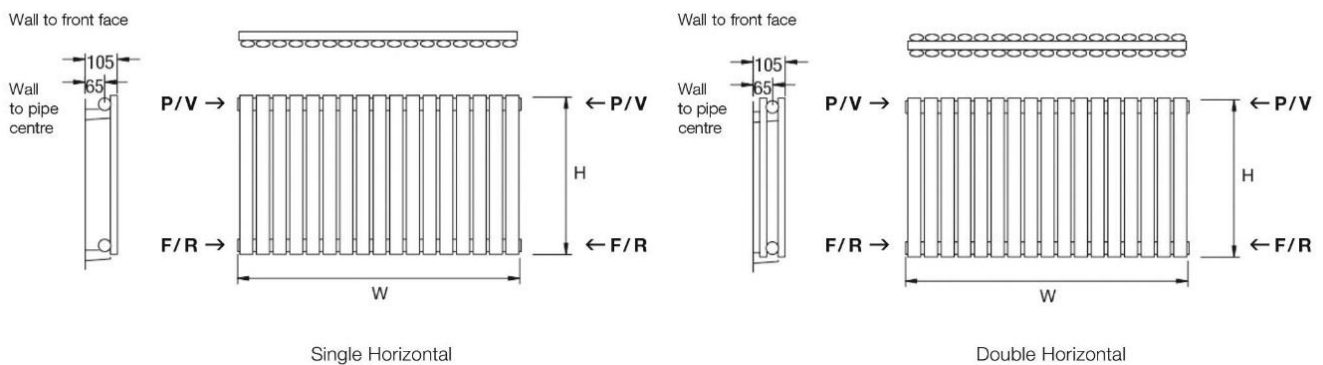
Inside your accessories box you will have your brackets.

## TECHNICAL SPECIFICATIONS FOR YOUR COVE RADIATOR

Wall to Pipe Centres=65mm	Wall to Front Face=105mm
---------------------------	--------------------------

Standard Connections 1/2"	<b>F</b> = Flow	<b>P</b> = Plug
	<b>R</b> = Return	<b>V</b> = Vent

Pipe centres = radiator width + valves



Materials	Mild Steel
Connections	1/2 Flow and return
Test pressure	8 Bar
Testing authority	EN442
Max operation pressure	6 Bar
Max working temperature	95c

**These can be cleaned using a soft damp cloth with a non-abrasive cleaning product**

## **INSTALLATION AND FIXING**


### **FIXINGS**

This radiator is supplied with:

4 x Wall Brackets

8 x Plastic Inserts

4 x Expanding Bolt Fixings



**Step 1:** Offer up the radiator and mark the position of the bracket fixing on the wall, ideally 1 bar from each end, ensuring that they are level. Using a suitable drill bit, drill holes for the wall fixings.



**Step 2:** Place plastic inserts onto the brackets

**Step 3:** Offer up the radiator onto the wall brackets and check if level. There is the facility for fine adjustment via the slotted hole in the bracket.



**Step 4:** The radiator can now be connected to the central heating system and bled via the bleed valve

## **ADDITIONAL INFORMATION**

If you are fixing your radiator to a stud wall, you should place the radiator in the desired position and hold up the back plate in position and mark through the fixing holes to a secure position.

**Installation of this radiator should only be carried out by a qualified engineer in accordance with local regulations. Failure to do so may invalidate your warranty.**

# TERMS AND CONDITIONS

You must immediately remove all packaging, inspect the goods and notify us of any damage to the goods within 3 days of delivery. We shall have no obligation to replace or repair damaged goods in the event of failure by the Buyer to comply with this provision. Radiators which are off an unacceptable standard or are damaged must not be installed. If any items is installed it will be treated as being as accepted as received.

Damaged goods being returned will only be collected from your delivery address, unless otherwise agreed in writing. Any other goods, which we accept back, are to be returned by you to our place of business at your expense.

Items will be accepted as a return which have not been installed or damaged after delivery. We do not accept liability for any damages sustained after delivery. Goods should be returned in their original packaging, provided such packaging and goods are undamaged.

We may issue a credit note for goods which we accept as returned.

We may agree to provide you with replacement goods prior to collecting or receiving back the goods to be returned (whether faulty, damaged or otherwise) but only on the condition that: the replacement goods are paid for in full and we reserve the right to re-invoice you in the event that the returned goods are found to be in a worse condition than when they were originally received by you or where such goods have not been received back to us within 3 months of the replacement goods being received by yourselves. A re-stocking charge of 30% will be applied to all non-faulty stock items that wish to be returned. Special order and non-stock products cannot be cancelled. Where cancellation or alteration of orders is accepted by us, you may be required to pay a restocking charge, to cover administrative costs and collection costs (if applicable); such charges to be determined by us. If the goods we deliver are faulty or damaged, we will meet the cost of the return, as long as the fault is reported to us within 3 working days.

The goods will be deemed to have been accepted when they have been delivered and we may not accept claims for any visible defects found after installation.

We accept no liability for any cost incurred relating to the cost of installation.

We shall not be liable for any plumber's costs, decorator's costs, transport costs, late penalties, or any other costs, as a direct or indirect result of (i) any defect in the goods (including but not limited to any manufacturing faults, such as leaks, that become apparent on or after installation) or (ii) late delivery of the goods.

**GUARANTEES AND LIABILITIES** – we are not the manufacturer of this product we will take all reasonable endeavours to make over to you the benefit of any warranty or guarantee given by the manufacturers. The item must have been fitted in accordance with British and or European standards as well as these fitting instructions.

***PLEASE NOTE: That in accordance with Part L1 2006 of the Building Regulations and BS7593:1992 code of practice for the treatment of hot water and central heating systems, we recommend flushing the heating system before installation of new radiators and then adding the correct quantity and type of inhibitor for use with the radiator and system to prevent corrosion. Damage caused to systems not protected by a suitable inhibitor will not be covered by the manufacturer warranty. It is the responsibility of the installer to ensure the correct use and suitability of the fixings provided. No liability for costs or damages arising from failure to do so can be accepted.***