

HERITAGE

BATHROOMS

Installation Guide



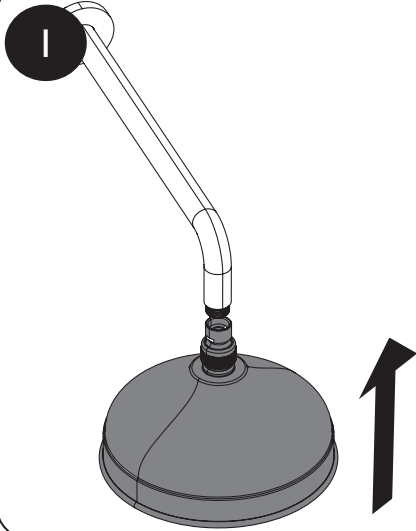
Models Covered:

**FHTDRD01 BN, FHTDRD01 C,
FHTDRD01 G, FHTDRD02 C**

Please keep this booklet for future reference.


Installer: When you have read these instructions, please ensure you leave them with the user.

INSTALLATION



If replacing a shower rose, simply unscrew the current one and fit the new rose.

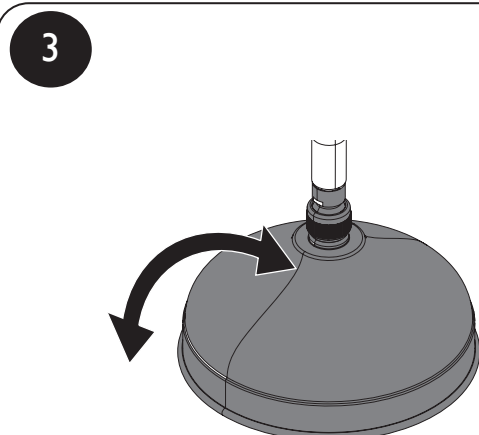
This product is designed to be fitted to shower arms with a male $\frac{1}{2}$ "BSP thread.



Tighten by hand **ONLY**.

Check joint and connections for any leaks, if this occurs check the condition of the washer.

Replace if necessary or reseal correctly then re-tighten.



The shower rose comes with a swivel joint, so the rose can be positioned as desired.



CARING FOR YOUR PRODUCT

Heritage products are made from premium materials, with hand polishing and electroplated finishes.

Your product should be regularly cleaned with warm water, a mild pH-neutral liquid soap, and polished with a soft cloth. Any residues from soap, toiletries etc. should be rinsed off straight after use.


Household bleaches and cleaners contain harsh chemicals and may damage the surface finish. Avoid using abrasive cloths, scouring pads, scrub sponges, steel wool or anything similar.

GUARANTEE

The confidence we have in the quality of our products and services enables us to offer a free peace-of-mind product guarantee from 2 years up to a lifetime guarantee against any manufacturing faults, with proof of purchase. In addition, our attentive customer service team are available to help solve any problems which may arise quickly and effectively so you can enjoy your bathroom.

To see the specific guarantee for this product, scan the QR Code or visit the following URL:

<https://www.heritagebathrooms.com/service-centre/guarantee>



NEED HELP?

In the unlikely event that you encounter a problem with your Heritage product, you must, in the first instance, contact the retailer you purchased it from. They will advise as to whether it is due to a manufacturing fault or an installation fault. If the problem is due to a manufacturing fault, they will contact us to arrange a supply of a replacement product as soon as possible. To speak to a Heritage customer service advisor, please contact our technical helpline on **0330 026 8503**.



HERITAGE[®]

BATHROOMS

We love to see how Heritage products are used so please keep in touch and share pictures of your new bathroom with us.



@heritagebathrooms

If you have any queries, our dedicated customer service teams and products experts are available to help.

Email us enquire@heritagebathrooms.com Call us 0330 026 8503 Website www.heritagebathrooms.com

UK: Heritage Bathrooms, Pooley Hall Drive, Birch Coppice Business Park, Dordon, Tamworth B78 1SG

EU: Masco Europe S.à.r.l., 14 Rue Strachen, 6933 Mensdorf, Luxembourg.