
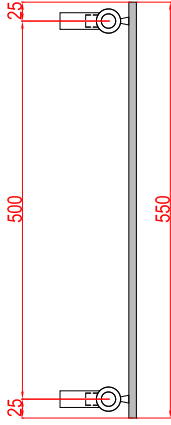
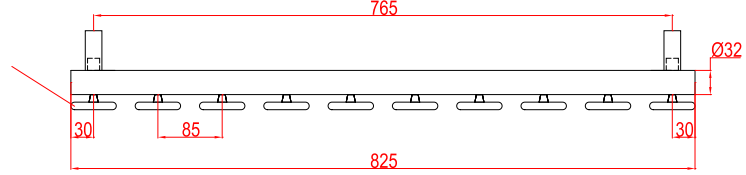


PIENZA
825x550 mm
10 PIPES

60x10



ÖLÇÜLER	1-10	10-100	100-1000	1000-2000	BORU UZUNLUĐU	YÜZEY ALANI	NET AĐIRLIK	BRÜT AĐIRLIĐI
TOLERANS	±0,3	±0,6	±1,0	±2,0	00.00 m	00,00 Dm ²	00,00 Kg	00,00 Kg
AÇIKLAMALAR							BORU DÝZÝLYM	
ÖLÇEK 1/10	ÇÝZEN	SELÇUK TOPEL					Yayınlama trh.	
	KONTROL						Revize Tarihi	
FÝRMA	REINA						Revize Sayısı	
PARÇA ADI	PIENZA - 825x550 mm - 10 borulu						KROMSAN	
PARÇA NO	K1251							