


**Sales Code:** WRFL19580

**Description:** 800X1950 Fluted Wetroom Screen Inc' Bar



**Product Dimensions**

Height (mm):	1950
Width (mm):	800
Depth (mm):	14
Nett Weight (kg):	35.9

**Packaging Dimensions**

Height (mm):	2070
Width (mm):	850
Length (mm):	60
Gross Weight (kg):	35.9

**Packaging Data**

Box Colour:	Brown Cardboard Box - Printed
Box Qty:	1
Label Size:	100 x 50
Label Colour:	Not Applicable
Label Qty:	0

**Outer Box Dimensions (If Applicable)**


Height (mm):	
Width (mm):	
Depth (mm):	
Length (mm):	
Gross Weight (kg):	
Barcode:	5056462661247

**Product Details**

Country of Origin:	China
Fitting Instruction:	No
CE Approval:	Yes
Profile Material:	Aluminium
Profile Finish:	Polished Chrome
Adjustments (mm):	775mm-793mm
Entry Width (mm):	N/A
Swing In Dim (mm):	N/A
Swing Out Dim (mm):	N/A
Radius (mm):	Not Applicable
Glass Thickness (mm):	8
Easy Fit:	No
Easy Clean:	Yes
Handle Style:	Not Applicable
Handle Material:	Not Applicable
Enclosure Design:	Fluted
Wheel Type:	Not Applicable
Support Bar Included:	Support Bar Included
Extras:	None

**Sales Code:** WRFL19590

**Description:** 900X1950 Fluted Wetroom Screen Inc' Bar



**Product Dimensions**

Height (mm):	1950
Width (mm):	900
Depth (mm):	14
Nett Weight (kg):	40.3

**Packaging Dimensions**

Height (mm):	2070
Width (mm):	950
Length (mm):	60
Gross Weight (kg):	40.3

**Packaging Data**

Box Colour:	Brown Cardboard Box - Printed
Box Qty:	1
Label Size:	100 x 50
Label Colour:	Not Applicable
Label Qty:	0

**Outer Box Dimensions (If Applicable)**


Height (mm):	
Width (mm):	
Depth (mm):	
Length (mm):	
Gross Weight (kg):	
Barcode:	5056462661254

**Product Details**

Country of Origin:	China
Fitting Instruction:	No
CE Approval:	Yes
Profile Material:	Aluminium
Profile Finish:	Polished Chrome
Adjustments (mm):	875mm-893mm
Entry Width (mm):	N/A
Swing In Dim (mm):	N/A
Swing Out Dim (mm):	N/A
Radius (mm):	Not Applicable
Glass Thickness (mm):	8
Easy Fit:	No
Easy Clean:	Yes
Handle Style:	Not Applicable
Handle Material:	Not Applicable
Enclosure Design:	Fluted
Wheel Type:	Not Applicable
Support Bar Included:	Support Bar Included
Extras:	None

**Sales Code:** WRFL19510

**Description:** 1000X1950 Fluted Wetroom Screen Inc' Bar



**Product Dimensions**

Height (mm):	1950
Width (mm):	1000
Depth (mm):	14
Nett Weight (kg):	44.8

**Packaging Dimensions**

Height (mm):	2070
Width (mm):	1050
Length (mm):	60
Gross Weight (kg):	44.8

**Packaging Data**

Box Colour:	Brown Cardboard Box - Printed
Box Qty:	1
Label Size:	100 x 50
Label Colour:	Not Applicable
Label Qty:	0

**Outer Box Dimensions (If Applicable)**

Height (mm):	
Width (mm):	
Depth (mm):	
Length (mm):	
Gross Weight (kg):	
Barcode:	5056462661230

**Product Details**

Country of Origin:	China
Fitting Instruction:	No
CE Approval:	Yes
Profile Material:	Aluminium
Profile Finish:	Polished Chrome
Adjustments (mm):	975mm-993mm
Entry Width (mm):	N/A
Swing In Dim (mm):	N/A
Swing Out Dim (mm):	N/A
Radius (mm):	Not Applicable
Glass Thickness (mm):	8
Easy Fit:	No
Easy Clean:	Yes
Handle Style:	Not Applicable
Handle Material:	Not Applicable
Enclosure Design:	Fluted
Wheel Type:	Not Applicable
Support Bar Included:	Support Bar Included
Extras:	None