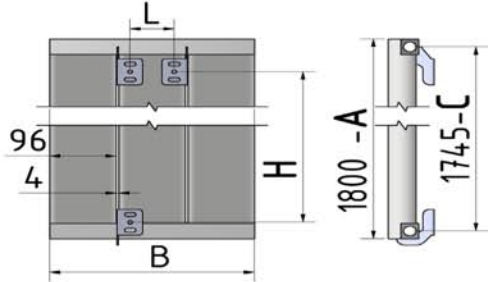


Please use three legs for installation as shown

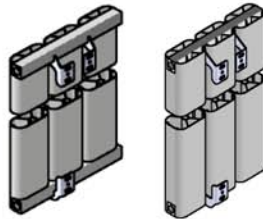
# VICARI ( SINGLE/DOUBLE ) INSTALLATION GUIDE

This product must be fitted only by a fully qualified installer.

## DESCRIPTION



Example images for 3 tubes



RADIATOR x 1



TOP - RIGHT CLIPS x 1



TOP - LEFT CLIPS x 1



BOTTOM x 1



END PLUG x 1



FIXING SCREWS x 3



GASKETS x 3



AIR VENT x 1



WALL ANCHORS x 3

## DESCRIPTION

Fixing choose the appropriate fixing for the wall material if required



PTFE tape



Electric drill



Masonry drill bit appropriate to the fixings



Adjustable spanner



Radiator valve hex key



Flat head and philips head screw drivers



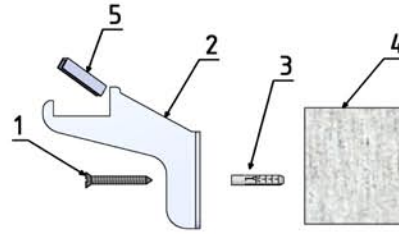
1 lock shield valve and 1 gate or thermostatic valve



Spirit level

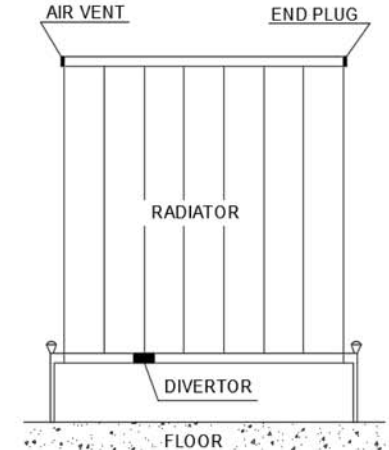
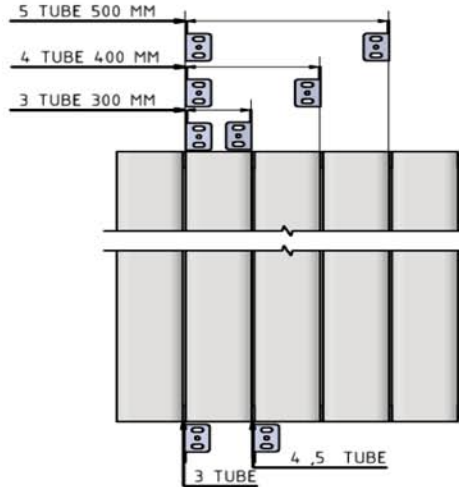


Measuring tape




1	SCREWS
2	CLIPS (BRACKETS)
3	WALL ANCHORS
4	WALL
5	GASKET

ATTENTION : Gaskets must be placed as shown



There is a sticker on product .  
Which states 'BOTTOM'

NAMES	A	B	C	TUBE QTY	DM	DO	H	L
VICARI (SINGLE)	1800	300	1745	3	34	65	1680	62
VICARI (SINGLE)	1800	400	1745	4	34	65	1680	162
VICARI (SINGLE)	1800	500	1745	5	34	65	1680	262



## GENERAL RECOMMENDATION

- Before fitting the radiator it is necessary to wash out the heating system to remove any existing mud, scale, work residues, traces of flux, oil, etc.
- When the system water pH is outside the 5,5-8,5 range and/or when the dissolved is above 0,1mg/liter, it is always needed to protect the heating system components (the radiator is one of these) with a proper chemical treatment compatible with all parts in contact with water (silicon rubber too).
- In order to fit the radiator to the wall, it is necessary to choose the proper fixings for the wall material.
- If the system water exceeds 50°C, please install a warning mark near the radiator to avoid any accidental scalding.
- Clean the radiator surface only with a soft cloth to avoid scratching the finish and do not use chemical agents during cleaning operations. It is prohibited to climb on the radiator.
- Maximum working temperature 95°C, maximum working pressure 4 bar.