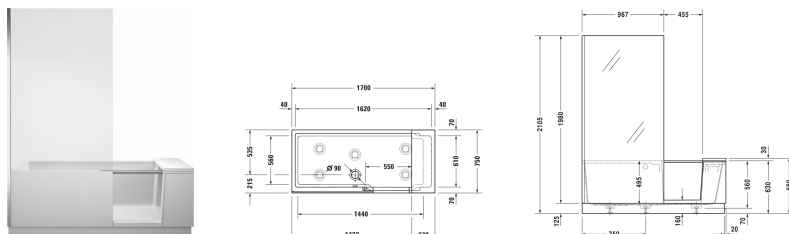


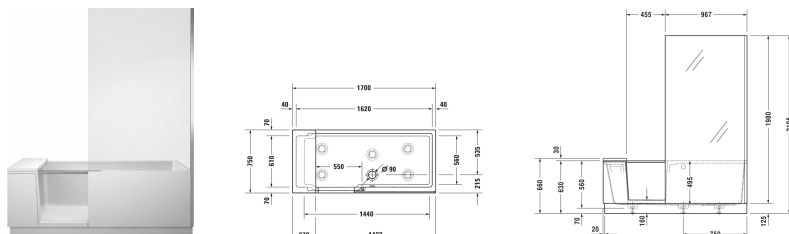
## Bathtub # 700403000000000



| Bathtub   | Dimension | Weight     | Order number    |
|---|-----------|------------|-----------------|
| corner left, with fitted door, with support frame, DuroCast® Plus, 2105 mm , Filling capacity 285 l , water level 425 mm  |           |            |                 |
|   |           |            |                 |
| <b>Colors</b>   |           |            |                 |
| 00 White Alpin  |           |            |                 |
|   |           |            |                 |
| <b>Variant</b>  |           |            |                 |
| transparent glass, corner left  |           | 165.000 kg | 700403000000000 |
|   |           |            |                 |
| <b>Infobox</b>  |           |            |                 |
| Bathtub only available with waste and overflow # 791246 00 0 00 1000 or # 791249 00 0 00 1000. Waste and overflow is not included in the bath code and has to be ordered separately., included in delivery: - Pad - mounted door - skirting - mounted support frame - Shower Screen - Glass profile - panel |           |            |                 |
|   |           |            |                 |
| <b>Necessary accessory</b>  |           |            |                 |
| Waste and overflow Quadroval chrome   |           |            | 791246          |
| Waste and overflow Quadroval with water inlet, chrome, *  |           |            | 791249          |
|   |           |            |                 |
| <b>Suitable products</b>  |           |            |                 |
| Rubber profile for noise reduction, length: 3300 mm, Width: 70 mm,  |           |            | 790126          |
|   |           |            |                 |

All drawings contain the necessary measurements which are subject to standard tolerances. They are stated in mm and are non-binding. Exact measurements, in particular for customised installation scenarios, can only be taken from the finished piece.

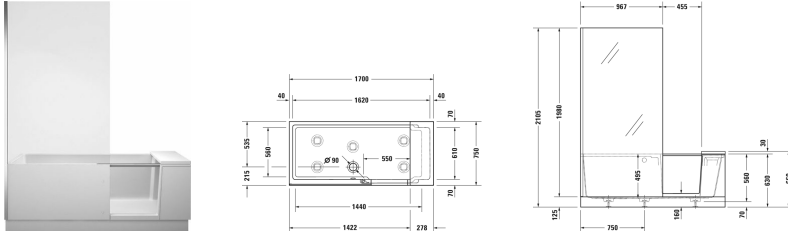
## Bathtub # 700404000000000



| Bathtub   | Dimension | Weight     | Order number    |
|---|-----------|------------|-----------------|
| corner right, with fitted door, with support frame, DuroCast® Plus, 2105 mm , Filling capacity 285 l , water level 425 mm   |           |            |                 |
| <b>Colors</b>   |           |            |                 |
| 00 White Alpin  |           |            |                 |
| <b>Variant</b>  |           |            |                 |
| transparent glass, corner right   |           | 165.000 kg | 700404000000000 |
| <b>Infobox</b>  |           |            |                 |
| Bathtub only available with waste and overflow # 791246 00 0 00 1000 or # 791249 00 0 00 1000. Waste and overflow is not included in the bath code and has to be ordered separately., included in delivery: - Pad - mounted door - skirting - mounted support frame - Shower Screen - Glass profile - panel |           |            |                 |
| <b>Necessary accessory</b>  |           |            |                 |
| Waste and overflow Quadroval chrome   |           |            | 791246          |
| Waste and overflow Quadroval with water inlet, chrome, *  |           |            | 791249          |
| <b>Suitable products</b>  |           |            |                 |
| Rubber profile for noise reduction, length: 3300 mm, Width: 70 mm,  |           |            | 790126          |

*All drawings contain the necessary measurements which are subject to standard tolerances. They are stated in mm and are non-binding. Exact measurements, in particular for customised installation scenarios, can only be taken from the finished piece.*

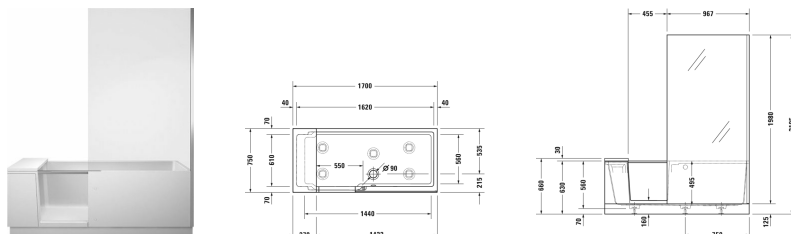
**Bathtub** # 7004540000000000



| Bathtub   | Dimension | Weight     | Order number    |
|---|-----------|------------|-----------------|
| version for niche, glass left, with fitted door, with support frame, DuroCast® Plus, 2105 mm , Filling capacity 285 l , water level 425 mm  |           |            |                 |
| Colors  |           |            |                 |
| 00 White Alpin  |           |            |                 |
| Variant   |           |            |                 |
| transparent glass left, niche   |           | 165.000 kg | 700454000000000 |
| Infobox   |           |            |                 |
| Bathtub only available with waste and overflow # 791246 00 0 00 1000 or # 791249 00 0 00 1000. Waste and overflow is not included in the bath code and has to be ordered separately., included in delivery: - Pad - mounted door - skirting - mounted support frame - Shower Screen - Glass profile - panel |           |            |                 |
| Necessary accessory   |           |            |                 |
| Waste and overflow Quadroval chrome   |           |            | 791246          |
| Waste and overflow Quadroval with water inlet, chrome, *  |           |            | 791249          |
| Suitable products   |           |            |                 |
| Rubber profile for noise reduction, length: 3300 mm, Width: 70 mm,  |           |            | 790126          |

*All drawings contain the necessary measurements which are subject to standard tolerances. They are stated in mm and are non-binding. Exact measurements, in particular for customised installation scenarios, can only be taken from the finished piece.*

## Bathtub # 700455000000000



| Bathtub   | Dimension | Weight     | Order number    |
|---|-----------|------------|-----------------|
| version for niche, glass right, with fitted door, with support frame, DuroCast® Plus, 2105 mm , Filling capacity 285 l , water level 425 mm   |           |            |                 |
| <b>Colors</b>   |           |            |                 |
| 00 White Alpin  |           |            |                 |
| <b>Variant</b>  |           |            |                 |
| transparent glass right, niche  |           | 165.000 kg | 700455000000000 |
| <b>Infobox</b>  |           |            |                 |
| Bathtub only available with waste and overflow # 791246 00 0 00 1000 or # 791249 00 0 00 1000. Waste and overflow is not included in the bath code and has to be ordered separately., included in delivery: - Pad - mounted door - skirting - mounted support frame - Shower Screen - Glass profile - panel |           |            |                 |
| <b>Necessary accessory</b>  |           |            |                 |
| Waste and overflow Quadroval chrome   |           |            | 791246          |
| Waste and overflow Quadroval with water inlet, chrome, *  |           |            | 791249          |
| <b>Suitable products</b>  |           |            |                 |
| Rubber profile for noise reduction, length: 3300 mm, Width: 70 mm,  |           |            | 790126          |

*All drawings contain the necessary measurements which are subject to standard tolerances. They are stated in mm and are non-binding. Exact measurements, in particular for customised installation scenarios, can only be taken from the finished piece.*