


## ACADEMY



### Box Contents:

Academy Mirror: Instructions booklet | 2x wall plugs | 2x screws

### Materials

*Frame Material:* Extruded Aluminium

*Glass:* 5mm PVC Backed

FAQ's:	Units	ACM050	ACM060	ACM100
Can the mirror be hung landscape?	-	Landscape	Landscape	Landscape
What is the thickness of the mirror glass?	mm	5		
Is the mirror IP44 rated?	-	Yes – Suitable for use in bathroom zone 2		
What size fuse should I use?	-	Seek the advice of an electrician		
What is the total power consumption?	W	75	91	110
Does the mirror have an energy rating?	-	Yes – It has an energy rating of: A		
What is the colour of the light and the Kelvin rating?	K	3000 - 6000		
What is the Lumen of the LEDs?*	Lms	5589-6075	6900-7500	8027-8725
What is the wattage of the lights?	W	35	43	50
Where is the Slider sensor/rocker switch located?	-	Front middle		
Can the LED lighting be replaced?	-	No**		
What is the output of the demister pad?	W	40	48	60
What are the dimensions of the demister pad? (L x W)	mm	400 x 300		600 x 300
How do I turn on the demister pad?	-	The demister pad will turn on when the mirror is turned on		
Are illuminated mirrors supplied with mains cable?	-	All illuminated mirrors are supplied with a removeable 500mm mains cable.		

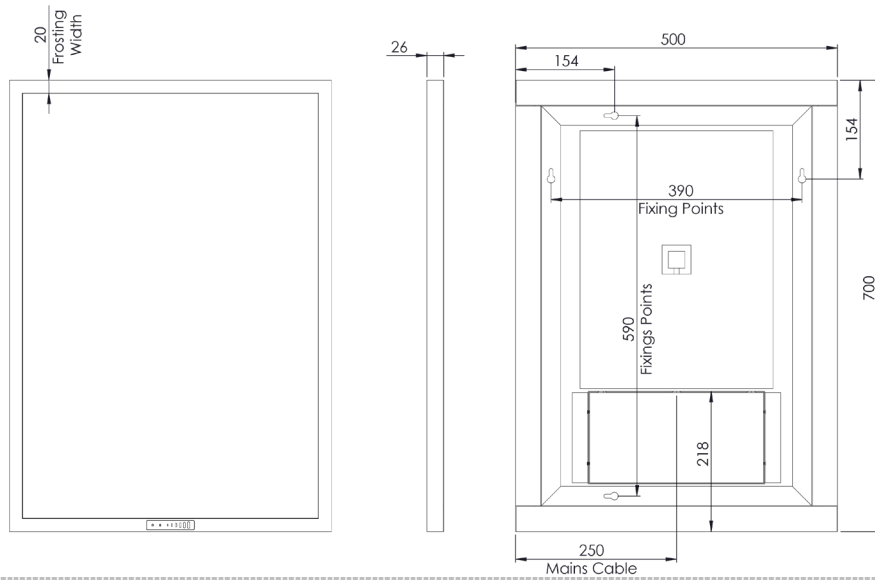
Dimensions are subject to change; customers are advised to measure actual product before commencing installation.

Fixing point dimensions are for guidance only/the positions of wall fixing must be checked when product is received.

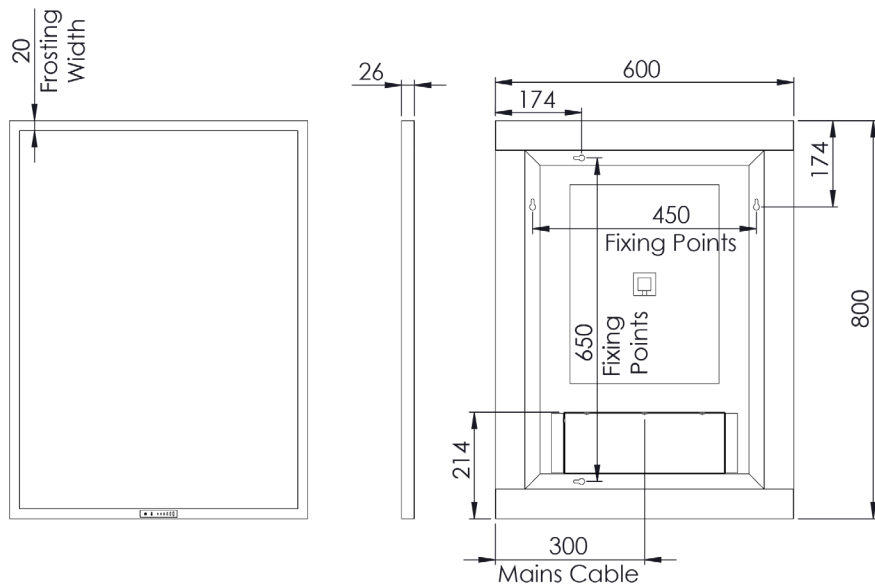
\*The Lumen represents the output of the LED. This may vary depending on the diffuser material i.e., glass or acrylic.

\*\*The LEDs are not replaceable to maintain the integrity of the product's resistance to moisture ingress

## ACM050



## ACM060



## ACM100

