

Edit S 50cm Countertop Washbasin

ILLUSTRATED

- S0809** Edit S 50cm Countertop Washbasin, 1 taphole with overflow
- BC709** Edit L Rim mounted single lever basin mixer - no waste
- S8722** Waste 1¼" brass strainer waste, 80mm slotted tail
- S8910** Trap 1¼" plastic bottle, 75mm seal, multi-purpose outlet

ILLUSTRATED PRODUCT DETAILS

Sizes

S0809 w:500





Weights

- S0809** 9.25 KG
- BC709** 1.44 KG
- S8722** 0.22 KG
- S8910** 0.20 KG

Materials

- S0809** Vitreous China
- BC709** Chrome Plated Metal
- S8722** Chrome Plated Metal
- S8910** Plastic

Finishes

- S0809**  White (01)
- BC709**  Chrome finish (AA)
- S8722**  Chrome (AA)
- S8910**  Neutral / No Finish (67)

Flow rates

BC709 5 Litres per minute @ 3 bar pressure

Designer

Robin Levien, RDI

Standards

Washbasin to BS EN 14688 and BS EN 31

Special Notes

Self rimming for drop-in installation as per template supplied. Joint sealed with waterproof sealant (not supplied). Consideration should be given to safe hot water delivery and the use of an appropriate temperature reduction device (see A5900AA or Part G for guidance).

