

Edit L 50cm Semi-Countertop Washbasin

ILLUSTRATED

- S0817** Edit L 50cm Semi-Countertop Washbasin, 1 taphole with overflow
- BC709** Edit L Rim mounted single lever basin mixer - no waste
- S8733** Waste 1¼" brass anti theft swivel plug waste, 80mm slotted tail
- S8910** Trap 1¼" plastic bottle, 75mm seal, multi-purpose outlet

ILLUSTRATED PRODUCT DETAILS

Sizes

S0817 w:500





Weights

S0817 11.50 KG
BC709 1.44 KG
S8733 0.35 KG
S8910 0.20 KG

Materials

S0817 Fine Fireclay
BC709 Chrome Plated Metal
S8733 Chrome Plated Metal
S8910 Plastic

Finishes

- S0817**  White (01)
- BC709**  Chrome finish (AA)
- S8733**  Chrome (AA)
- S8910**  Neutral / No Finish (67)

Flow rates

BC709 5 Litres per minute @ 3 bar pressure

Designer

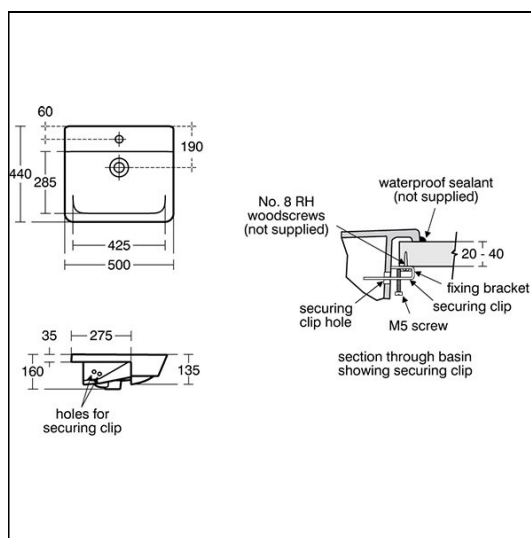
Robin Levien, RDI

Standards

Washbasin to BS EN 14688 and BS EN 31

Special Notes

Washbasin fixed to countertop with securing clips provided. Joint sealed with waterproof sealant (Not supplied).



FEATURES

