


# PRODUCT DATA SHEET



## PRODUCT CODE

LI39X1200BM

## RANGE

Limit

## DESCRIPTION

Limit Towel Warmer 395x1200 Metallic Black

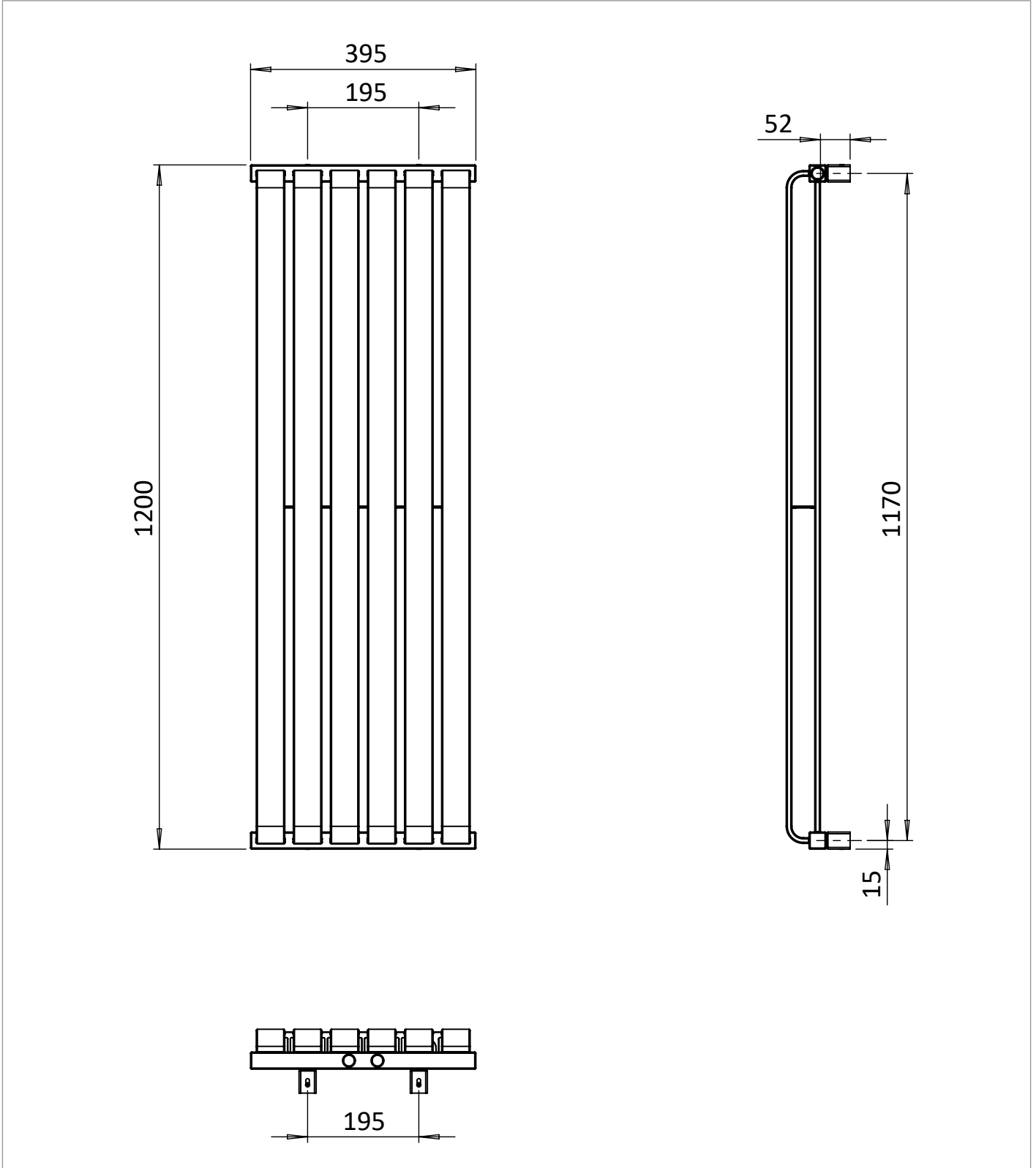
|                           |                  |
|---------------------------|------------------|
| CATEGORY                  | Heating          |
| COLOUR                    | Metallic Black   |
| FINISH APPLICATION        | Powder Coated    |
| PRIMARY MATERIAL          | Steel            |
| PRODUCT LENGTH MM         | 395              |
| PRODUCT HEIGHT MM         | 100              |
| PRODUCT WIDTH MM          | 1200             |
| PRODUCT BOXED WEIGHT (KG) | 22.48            |
| INSTALL TYPE              | Wall Mounted     |
| STANDARDS                 | BS EN 442-1:2014 |

|                                  |          |
|----------------------------------|----------|
| INLET CONNECTIONS THREAD HEATING | 1/2" BSP |
| OUTPUT (WATTS)                   | 779      |
| MAX WORKING TEMPERATURE °C       | 95       |
| FUEL TYPE                        | Dual     |
| BAR COUNT                        | 6        |
| OUTPUT (BTU ΔT=50)               | 2658     |
| CUBIC CAPACITY (L)               | 5.22     |
| FULLY FILLED WEIGHT (KG)         | 20.8     |

## TECHNICAL DIMENSIONS

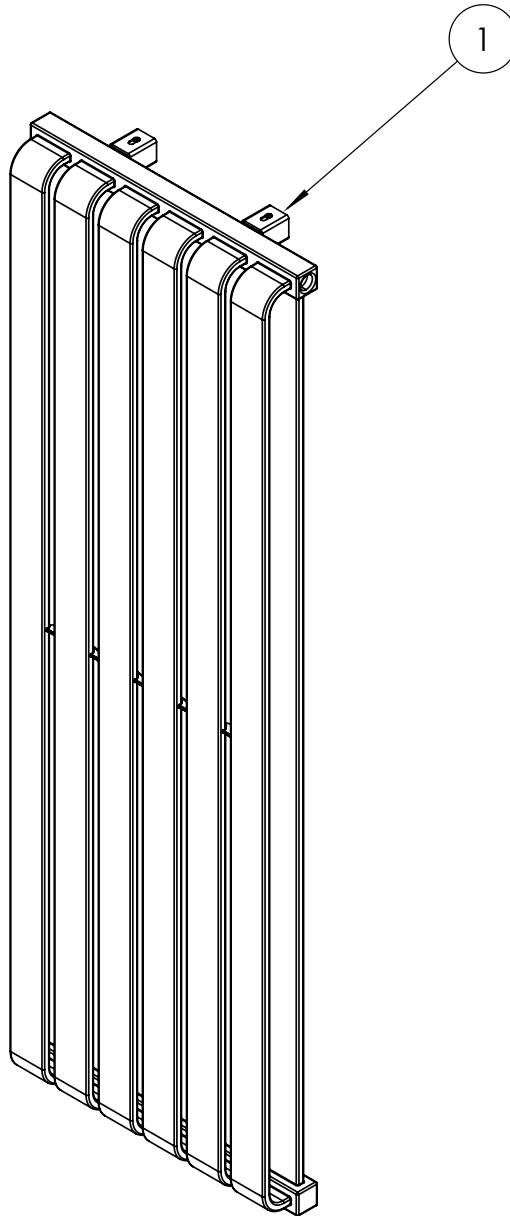
Dimensions in mm unless otherwise specified.

Tolerances (per material type) apply.



## SPARES LIST

Only the parts labelled are available as spares.



| NUMBER | PART CODE      | DESCRIPTION                                  |
|--------|----------------|--|
| 1      | WRKMKP001_KMBC | Limit Towel Warmer Fixing Kit Metallic Black |
|        | WRKMKP001_KS95 | Limit Towel Warmer Fixing Kit Matt Black     |
|        | WRKMKP001_KS96 | Limit Towel Warmer Fixing Kit Matt White     |