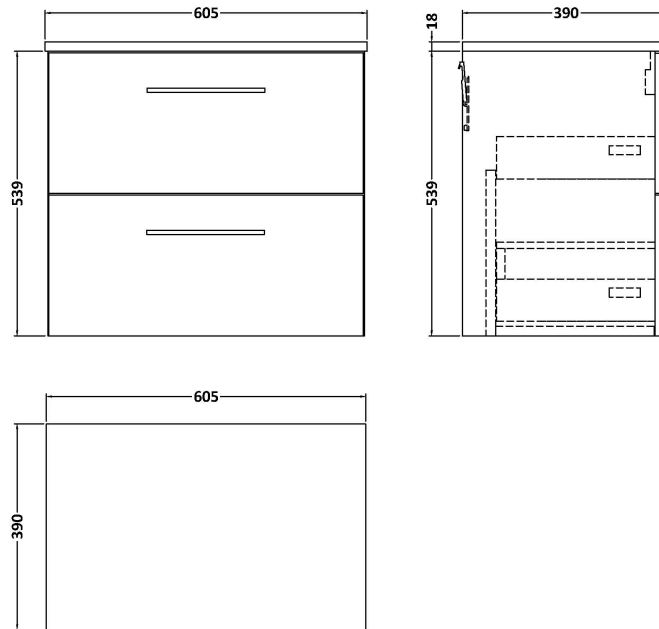


Sales Code: ARN124W

Description: 600 Wh 2-Drawer Vanity & Worktop

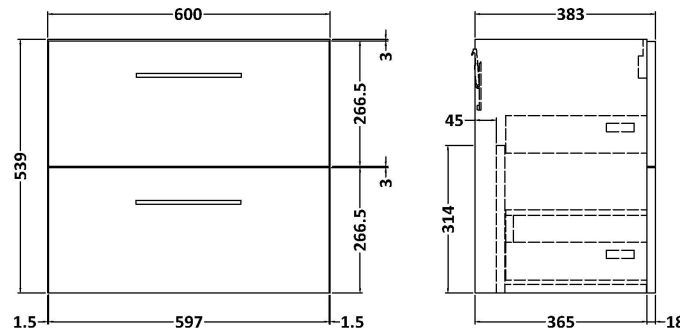


Packaging Details

Barcode: 5056462668215

Sales Code: NVF124

Description: 600 Wh 2-Drawer Unit (365 Deep)



Product Dimensions

| | |
|-------------------|------|
| Height (mm): | 539 |
| Width (mm): | 600 |
| Depth (mm): | 383 |
| Nett Weight (kg): | 21.5 |

Packaging Dimensions

| | |
|--------------------|-----|
| Height (mm): | 560 |
| Width (mm): | 620 |
| Depth (mm): | 405 |
| Gross Weight (kg): | 22 |

Packaging Data

| | |
|---------------|-------------------------------|
| Box Colour: | Brown Cardboard Box - Printed |
| Box Qty: | 0 |
| Label Size: | 0 x 0 |
| Label Colour: | Not Applicable |
| Label Qty: | 0 |

Outer Box Dimensions (If Applicable)

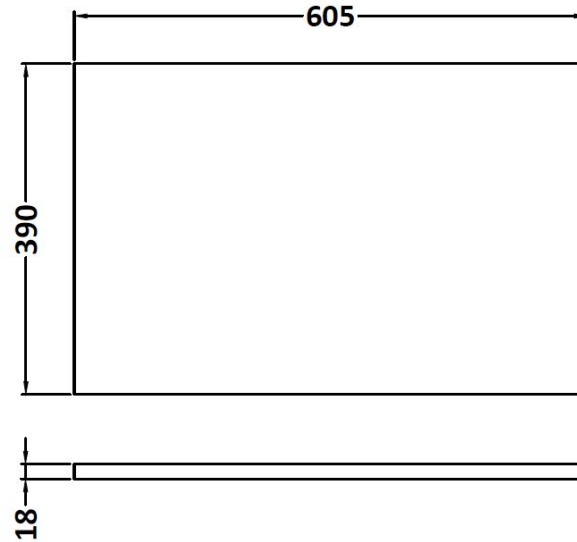
| | |
|--------------------|---------------|
| Height (mm): | |
| Width (mm): | |
| Depth (mm): | |
| Gross Weight (kg): | |
| Barcode: | 5056462614410 |

Product Details

| | |
|--------------------------|--------------------------------|
| Country of Origin: | China |
| Fitting Instruction: | No |
| CE & UKCA: | N/A |
| FSC Certified Materials: | Yes |
| Colour: | Gloss White |
| Construction Method: | Cam & Wood Dowel |
| Construction Type: | Rigid |
| Cabinet Finish: | MFC Painted Gloss |
| Fascia Finish: | Mdf Painted Gloss |
| Cabinet Thickness (mm): | 16 |
| Fascia Thickness (mm): | 18 |
| Drawer Included: | Yes |
| Drawer Type: | 80mm High Metal S/C Inc Galler |
| No of Shelves: | 0 |
| Hinge Type: | Not Applicable |
| Hinge Included: | Not Applicable |
| Adjustable Legs: | No, Not Required |
| Fixings Included: | Yes |
| Handle Style: | Contemporary |
| Waste Shroud: | Yes |
| Handle Included: | Yes, Supplied |
| Handle Type: | D-Shape |

Sales Code: MWD160

Description: 600 Worktop (605X390x18mm)



Product Dimensions

| | |
|-------------------|-----|
| Height (mm): | 18 |
| Width (mm): | 605 |
| Depth (mm): | 390 |
| Nett Weight (kg): | 2.5 |

Packaging Dimensions

| | |
|--------------------|-----|
| Height (mm): | 25 |
| Width (mm): | 625 |
| Depth (mm): | 410 |
| Gross Weight (kg): | 3 |

Packaging Data

| | |
|---------------|-------------------------------|
| Box Colour: | Brown Cardboard Box - Printed |
| Box Qty: | 1 |
| Label Size: | 100 x 50 |
| Label Colour: | Not Applicable |
| Label Qty: | 0 |

Outer Box Dimensions (If Applicable)


| | |
|--------------------|---------------|
| Height (mm): | |
| Width (mm): | |
| Depth (mm): | |
| Gross Weight (kg): | |
| Barcode: | 5055275826263 |

Product Details

| | |
|--------------------------|-------------------|
| Country of Origin: | United Kingdom |
| Fitting Instruction: | No |
| CE & UKCA: | N/A |
| FSC Certified Materials: | Yes |
| Colour: | Gloss White |
| Construction Method: | Not Applicable |
| Construction Type: | Not Applicable |
| Cabinet Finish: | Not Applicable |
| Fascia Finish: | MFC Painted Gloss |
| Cabinet Thickness (mm): | |
| Fascia Thickness (mm): | 18 |
| Drawer Included: | Not Applicable |
| Drawer Type: | Not Applicable |
| No of Shelves: | Not Applicable |
| Hinge Type: | Not Applicable |
| Hinge Included: | Not Applicable |
| Adjustable Legs: | Not Applicable |
| Fixings Included: | Yes |
| Handle Style: | Not Applicable |
| Waste Shroud: | Not Applicable |
| Handle Included: | Not Applicable |
| Handle Type: | Not Applicable |

Sales Code: LBG600

Description: Laminate Worktop 605X390x22mm



Product Dimensions

| | |
|-------------------|-----|
| Height (mm): | 22 |
| Width (mm): | 605 |
| Depth (mm): | 390 |
| Nett Weight (kg): | 2 |

Packaging Dimensions

| | |
|--------------------|-----|
| Height (mm): | 25 |
| Width (mm): | 610 |
| Depth (mm): | 455 |
| Gross Weight (kg): | 2 |

Packaging Data

| | |
|---------------|---------------------|
| Box Colour: | Brown Cardboard Box |
| Box Qty: | 1 |
| Label Size: | 100 x 50 |
| Label Colour: | White Label |
| Label Qty: | 1 |

Outer Box Dimensions (If Applicable)


| | |
|--------------------|---------------|
| Height (mm): | |
| Width (mm): | |
| Depth (mm): | |
| Gross Weight (kg): | |
| Barcode: | 5056211874164 |

Product Details

| | |
|--------------------------|------------------|
| Country of Origin: | United Kingdom |
| Fitting Instruction: | No |
| CE & UKCA: | N/A |
| FSC Certified Materials: | Yes |
| Colour: | Bellato Grey |
| Construction Method: | Not Applicable |
| Construction Type: | Not Applicable |
| Cabinet Finish: | Not Applicable |
| Fascia Finish: | MFC Laminated |
| Cabinet Thickness (mm): | |
| Fascia Thickness (mm): | 22 |
| Drawer Included: | No |
| Drawer Type: | Not Applicable |
| No of Shelves: | 0 |
| Hinge Type: | Not Applicable |
| Hinge Included: | No |
| Adjustable Legs: | No, Not Required |
| Fixings Included: | No |
| Handle Style: | Not Applicable |
| Waste Shroud: | Not Applicable |
| Handle Included: | No |
| Handle Type: | Not Applicable |

Sales Code: LCM600

Description: Laminate Worktop 605X390x22mm



Product Dimensions

| | |
|-------------------|-----|
| Height (mm): | 22 |
| Width (mm): | 605 |
| Depth (mm): | 390 |
| Nett Weight (kg): | 2 |

Packaging Dimensions

| | |
|--------------------|-----|
| Height (mm): | 25 |
| Width (mm): | 610 |
| Depth (mm): | 455 |
| Gross Weight (kg): | 2 |

Packaging Data

| | |
|---------------|---------------------|
| Box Colour: | Brown Cardboard Box |
| Box Qty: | 1 |
| Label Size: | 100 x 50 |
| Label Colour: | White Label |
| Label Qty: | 1 |

Outer Box Dimensions (If Applicable)


| | |
|--------------------|---------------|
| Height (mm): | |
| Width (mm): | |
| Depth (mm): | |
| Gross Weight (kg): | |
| Barcode: | 5056462624433 |

Product Details

| | |
|--------------------------|---------------------|
| Country of Origin: | United Kingdom |
| Fitting Instruction: | No |
| CE & UKCA: | N/A |
| FSC Certified Materials: | Yes |
| Colour: | Matt Carrera Marble |
| Construction Method: | Not Applicable |
| Construction Type: | Not Applicable |
| Cabinet Finish: | Not Applicable |
| Fascia Finish: | MFC Laminated |
| Cabinet Thickness (mm): | |
| Fascia Thickness (mm): | 22 |
| Drawer Included: | No |
| Drawer Type: | Not Applicable |
| No of Shelves: | 0 |
| Hinge Type: | Not Applicable |
| Hinge Included: | No |
| Adjustable Legs: | No, Not Required |
| Fixings Included: | No |
| Handle Style: | Not Applicable |
| Waste Shroud: | Not Applicable |
| Handle Included: | No |
| Handle Type: | Not Applicable |

Sales Code: LSB600

Description: Laminate Worktop 605X390x22mm



Product Dimensions

| | |
|-------------------|-----|
| Height (mm): | 22 |
| Width (mm): | 605 |
| Depth (mm): | 390 |
| Nett Weight (kg): | 2 |

Packaging Dimensions

| | |
|--------------------|-----|
| Height (mm): | 25 |
| Width (mm): | 610 |
| Depth (mm): | 455 |
| Gross Weight (kg): | 2 |

Packaging Data

| | |
|---------------|---------------------|
| Box Colour: | Brown Cardboard Box |
| Box Qty: | 1 |
| Label Size: | 100 x 50 |
| Label Colour: | White Label |
| Label Qty: | 1 |

Outer Box Dimensions (If Applicable)


| | |
|--------------------|---------------|
| Height (mm): | |
| Width (mm): | |
| Depth (mm): | |
| Gross Weight (kg): | |
| Barcode: | 5056211874171 |

Product Details

| | |
|--------------------------|------------------|
| Country of Origin: | United Kingdom |
| Fitting Instruction: | No |
| CE & UKCA: | N/A |
| FSC Certified Materials: | Yes |
| Colour: | Sparkling Black |
| Construction Method: | Not Applicable |
| Construction Type: | Not Applicable |
| Cabinet Finish: | Not Applicable |
| Fascia Finish: | MFC Laminated |
| Cabinet Thickness (mm): | |
| Fascia Thickness (mm): | 22 |
| Drawer Included: | No |
| Drawer Type: | Not Applicable |
| No of Shelves: | 0 |
| Hinge Type: | Not Applicable |
| Hinge Included: | No |
| Adjustable Legs: | No, Not Required |
| Fixings Included: | No |
| Handle Style: | Not Applicable |
| Waste Shroud: | Not Applicable |
| Handle Included: | No |
| Handle Type: | Not Applicable |

Sales Code: LSW600

Description: Laminate Worktop 605X390x22mm



Product Dimensions

| | |
|-------------------|-----|
| Height (mm): | 22 |
| Width (mm): | 605 |
| Depth (mm): | 390 |
| Nett Weight (kg): | 2 |

Packaging Dimensions

| | |
|--------------------|-----|
| Height (mm): | 25 |
| Width (mm): | 610 |
| Depth (mm): | 455 |
| Gross Weight (kg): | 2 |

Packaging Data

| | |
|---------------|---------------------|
| Box Colour: | Brown Cardboard Box |
| Box Qty: | 1 |
| Label Size: | 100 x 50 |
| Label Colour: | White Label |
| Label Qty: | 1 |

Outer Box Dimensions (If Applicable)

| | |
|--------------------|---------------|
| Height (mm): | |
| Width (mm): | |
| Depth (mm): | |
| Gross Weight (kg): | |
| Barcode: | 5056211874188 |

Product Details

| | |
|--------------------------|------------------|
| Country of Origin: | United Kingdom |
| Fitting Instruction: | No |
| CE & UKCA: | N/A |
| FSC Certified Materials: | Yes |
| Colour: | Sparkling White |
| Construction Method: | Not Applicable |
| Construction Type: | Not Applicable |
| Cabinet Finish: | Not Applicable |
| Fascia Finish: | MFC Laminated |
| Cabinet Thickness (mm): | |
| Fascia Thickness (mm): | 22 |
| Drawer Included: | No |
| Drawer Type: | Not Applicable |
| No of Shelves: | 0 |
| Hinge Type: | Not Applicable |
| Hinge Included: | No |
| Adjustable Legs: | No, Not Required |
| Fixings Included: | No |
| Handle Style: | Not Applicable |
| Waste Shroud: | Not Applicable |
| Handle Included: | No |
| Handle Type: | Not Applicable |