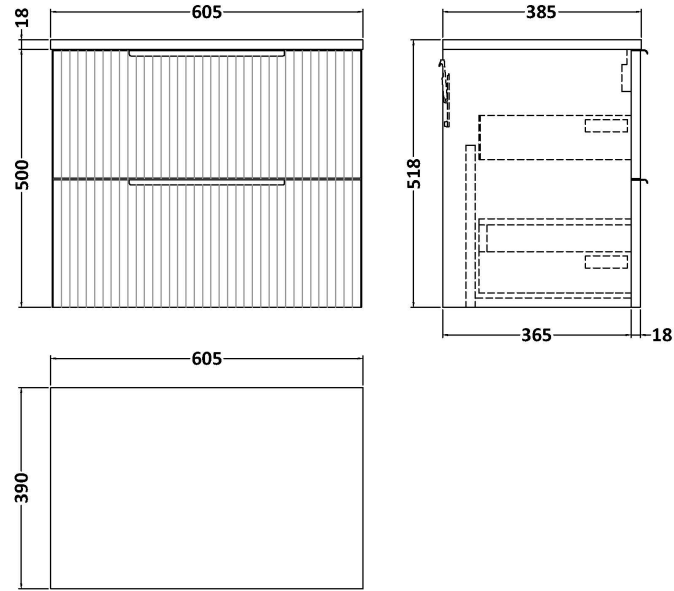



Sales Code: DFF193W

Description: 600 W/H 2-Drawer Vanity & Worktop

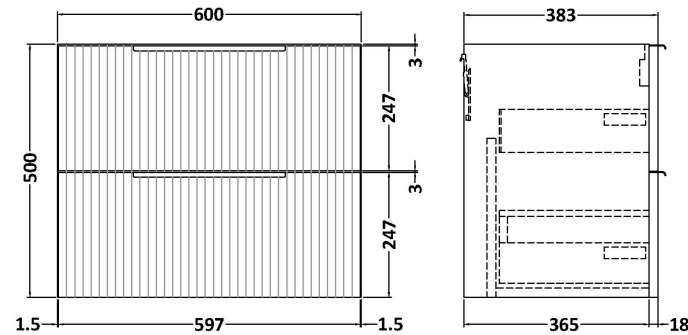



### Packaging Details

Barcode: 5056462678047

Sales Code: FLU193

Description: 600 W/H 2-Drawer Unit



### Product Dimensions

|                   |      |
|-------------------|------|
| Height (mm):      | 500  |
| Width (mm):       | 600  |
| Depth (mm):       | 383  |
| Nett Weight (kg): | 22.5 |

### Packaging Dimensions

|                    |     |
|--------------------|-----|
| Height (mm):       | 520 |
| Width (mm):        | 620 |
| Depth (mm):        | 405 |
| Gross Weight (kg): | 23  |

### Packaging Data

|               |                               |
|---------------|-------------------------------|
| Box Colour:   | Brown Cardboard Box - Printed |
| Box Qty:      | 0                             |
| Label Size:   | 0 x 0                         |
| Label Colour: | Not Applicable                |
| Label Qty:    | 0                             |

### Outer Box Dimensions (If Applicable)

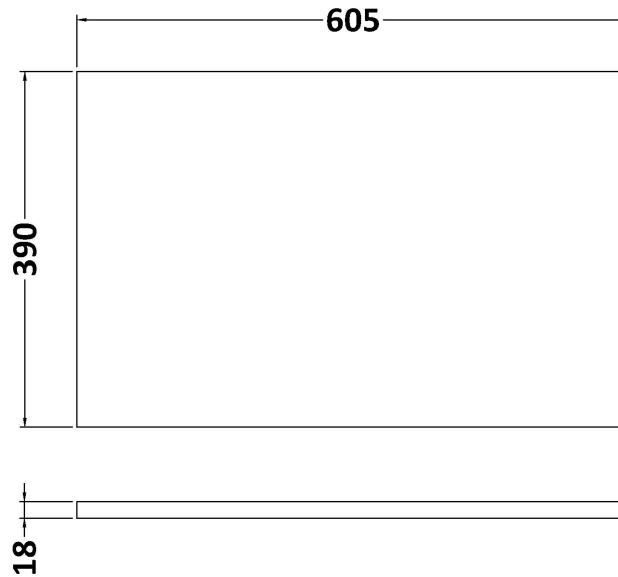
|                    |               |
|--------------------|---------------|
| Height (mm):       |               |
| Width (mm):        |               |
| Depth (mm):        |               |
| Gross Weight (kg): |               |
| Barcode:           | 5056462654706 |

### Product Details

|                          |                           |
|--------------------------|---------------------------|
| Country of Origin:       | China                     |
| Fitting Instruction:     | No                        |
| CE Certification:        |                           |
| FSC Certified Materials: | Yes                       |
| Colour:                  | Satin White               |
| Construction Method:     | Cam & Wood Dowel          |
| Construction Type:       | Rigid                     |
| Cabinet Finish:          | MFC Painted Gloss         |
| Fascia Finish:           | Mdf Painted Gloss         |
| Cabinet Thickness (mm):  | 16                        |
| Fascia Thickness (mm):   | 18                        |
| Drawer Included:         | Yes                       |
| Drawer Type:             | 80mm High Metal Softclose |
| No of Shelves:           | 0                         |
| Hinge Type:              | Not Applicable            |
| Hinge Included:          | No                        |
| Adjustable Legs:         | No, Not Required          |
| Fixings Included:        | Yes                       |
| Handle Style:            | Modern                    |
| Waste Shroud:            | Yes                       |
| Handle Included:         | Yes, Supplied             |
| Handle Type:             | D-Shape                   |

Sales Code: MWT160

Description: 600 Worktop (605X390x18mm)



### Product Dimensions

|                   |     |
|-------------------|-----|
| Height (mm):      | 18  |
| Width (mm):       | 605 |
| Depth (mm):       | 390 |
| Nett Weight (kg): | 2.5 |

### Packaging Dimensions

|                    |     |
|--------------------|-----|
| Height (mm):       | 25  |
| Width (mm):        | 625 |
| Depth (mm):        | 410 |
| Gross Weight (kg): | 2.5 |

### Packaging Data

|               |                               |
|---------------|-------------------------------|
| Box Colour:   | Brown Cardboard Box - Printed |
| Box Qty:      | 1                             |
| Label Size:   | 100 x 50                      |
| Label Colour: | Not Applicable                |
| Label Qty:    | 0                             |

### Outer Box Dimensions (If Applicable)


|                    |               |
|--------------------|---------------|
| Height (mm):       |               |
| Width (mm):        |               |
| Depth (mm):        |               |
| Gross Weight (kg): |               |
| Barcode:           | 5056211899730 |

### Product Details

|                          |                   |
|--------------------------|-------------------|
| Country of Origin:       | China             |
| Fitting Instruction:     | No                |
| CE Certification:        | N/A               |
| FSC Certified Materials: | Yes               |
| Colour:                  | Satin White       |
| Construction Method:     | Not Applicable    |
| Construction Type:       | Not Applicable    |
| Cabinet Finish:          | Not Applicable    |
| Fascia Finish:           | MFC Painted Gloss |
| Cabinet Thickness (mm):  |                   |
| Fascia Thickness (mm):   | 18                |
| Drawer Included:         | Not Applicable    |
| Drawer Type:             | Not Applicable    |
| No of Shelves:           | Not Applicable    |
| Hinge Type:              | Not Applicable    |
| Hinge Included:          | Not Applicable    |
| Adjustable Legs:         | Not Applicable    |
| Fixings Included:        | Yes               |
| Handle Style:            | Not Applicable    |
| Waste Shroud:            | Not Applicable    |
| Handle Included:         | Not Applicable    |
| Handle Type:             | Not Applicable    |

**Sales Code:** LBG600

**Description:** Laminate Worktop 605X390x22mm



**Product Dimensions**

|                   |     |
|-------------------|-----|
| Height (mm):      | 22  |
| Width (mm):       | 605 |
| Depth (mm):       | 390 |
| Nett Weight (kg): | 2   |

**Packaging Dimensions**

|                    |     |
|--------------------|-----|
| Height (mm):       | 25  |
| Width (mm):        | 610 |
| Depth (mm):        | 455 |
| Gross Weight (kg): | 2   |

**Packaging Data**

|               |                     |
|---------------|---------------------|
| Box Colour:   | Brown Cardboard Box |
| Box Qty:      | 1                   |
| Label Size:   | 100 x 50            |
| Label Colour: | White Label         |
| Label Qty:    | 1                   |

**Outer Box Dimensions (If Applicable)**


|                    |               |
|--------------------|---------------|
| Height (mm):       |               |
| Width (mm):        |               |
| Depth (mm):        |               |
| Gross Weight (kg): |               |
| Barcode:           | 5056211874164 |

**Product Details**

|                          |                  |
|--------------------------|------------------|
| Country of Origin:       | United Kingdom   |
| Fitting Instruction:     | No               |
| CE Certification:        | N/A              |
| FSC Certified Materials: | Yes              |
| Colour:                  | Bellato Grey     |
| Construction Method:     | Not Applicable   |
| Construction Type:       | Not Applicable   |
| Cabinet Finish:          | Not Applicable   |
| Fascia Finish:           | MFC Laminated    |
| Cabinet Thickness (mm):  |                  |
| Fascia Thickness (mm):   | 22               |
| Drawer Included:         | No               |
| Drawer Type:             | Not Applicable   |
| No of Shelves:           | 0                |
| Hinge Type:              | Not Applicable   |
| Hinge Included:          | No               |
| Adjustable Legs:         | No, Not Required |
| Fixings Included:        | No               |
| Handle Style:            | Not Applicable   |
| Waste Shroud:            | Not Applicable   |
| Handle Included:         | No               |
| Handle Type:             | Not Applicable   |

**Sales Code:** LSW600

**Description:** Laminate Worktop 605X390x22mm



**Product Dimensions**

|                   |     |
|-------------------|-----|
| Height (mm):      | 22  |
| Width (mm):       | 605 |
| Depth (mm):       | 390 |
| Nett Weight (kg): | 2   |

**Packaging Dimensions**

|                    |     |
|--------------------|-----|
| Height (mm):       | 25  |
| Width (mm):        | 610 |
| Depth (mm):        | 455 |
| Gross Weight (kg): | 2   |

**Packaging Data**

|               |                     |
|---------------|---------------------|
| Box Colour:   | Brown Cardboard Box |
| Box Qty:      | 1                   |
| Label Size:   | 100 x 50            |
| Label Colour: | White Label         |
| Label Qty:    | 1                   |

**Outer Box Dimensions (If Applicable)**


|                    |               |
|--------------------|---------------|
| Height (mm):       |               |
| Width (mm):        |               |
| Depth (mm):        |               |
| Gross Weight (kg): |               |
| Barcode:           | 5056211874188 |

**Product Details**

|                          |                  |
|--------------------------|------------------|
| Country of Origin:       | United Kingdom   |
| Fitting Instruction:     | No               |
| CE Certification:        | N/A              |
| FSC Certified Materials: | Yes              |
| Colour:                  | Sparkling White  |
| Construction Method:     | Not Applicable   |
| Construction Type:       | Not Applicable   |
| Cabinet Finish:          | Not Applicable   |
| Fascia Finish:           | MFC Laminated    |
| Cabinet Thickness (mm):  |                  |
| Fascia Thickness (mm):   | 22               |
| Drawer Included:         | No               |
| Drawer Type:             | Not Applicable   |
| No of Shelves:           | 0                |
| Hinge Type:              | Not Applicable   |
| Hinge Included:          | No               |
| Adjustable Legs:         | No, Not Required |
| Fixings Included:        | No               |
| Handle Style:            | Not Applicable   |
| Waste Shroud:            | Not Applicable   |
| Handle Included:         | No               |
| Handle Type:             | Not Applicable   |

Sales Code: LSB600

Description: Laminate Worktop 605X390x22mm



### Product Dimensions

|                   |     |
|-------------------|-----|
| Height (mm):      | 22  |
| Width (mm):       | 605 |
| Depth (mm):       | 390 |
| Nett Weight (kg): | 2   |

### Packaging Dimensions

|                    |     |
|--------------------|-----|
| Height (mm):       | 25  |
| Width (mm):        | 610 |
| Depth (mm):        | 455 |
| Gross Weight (kg): | 2   |

### Packaging Data

|               |                     |
|---------------|---------------------|
| Box Colour:   | Brown Cardboard Box |
| Box Qty:      | 1                   |
| Label Size:   | 100 x 50            |
| Label Colour: | White Label         |
| Label Qty:    | 1                   |

### Outer Box Dimensions (If Applicable)


|                    |               |
|--------------------|---------------|
| Height (mm):       |               |
| Width (mm):        |               |
| Depth (mm):        |               |
| Gross Weight (kg): |               |
| Barcode:           | 5056211874171 |

### Product Details

|                          |                  |
|--------------------------|------------------|
| Country of Origin:       | United Kingdom   |
| Fitting Instruction:     | No               |
| CE Certification:        | N/A              |
| FSC Certified Materials: | Yes              |
| Colour:                  | Sparkling Black  |
| Construction Method:     | Not Applicable   |
| Construction Type:       | Not Applicable   |
| Cabinet Finish:          | Not Applicable   |
| Fascia Finish:           | MFC Laminated    |
| Cabinet Thickness (mm):  |                  |
| Fascia Thickness (mm):   | 22               |
| Drawer Included:         | No               |
| Drawer Type:             | Not Applicable   |
| No of Shelves:           | 0                |
| Hinge Type:              | Not Applicable   |
| Hinge Included:          | No               |
| Adjustable Legs:         | No, Not Required |
| Fixings Included:        | No               |
| Handle Style:            | Not Applicable   |
| Waste Shroud:            | Not Applicable   |
| Handle Included:         | No               |
| Handle Type:             | Not Applicable   |

**Sales Code:** LCM600

**Description:** Laminate Worktop 605X390x22mm



**Product Dimensions**

|                   |     |
|-------------------|-----|
| Height (mm):      | 22  |
| Width (mm):       | 605 |
| Depth (mm):       | 390 |
| Nett Weight (kg): | 2   |

**Packaging Dimensions**

|                    |     |
|--------------------|-----|
| Height (mm):       | 25  |
| Width (mm):        | 610 |
| Depth (mm):        | 455 |
| Gross Weight (kg): | 2   |

**Packaging Data**

|               |                     |
|---------------|---------------------|
| Box Colour:   | Brown Cardboard Box |
| Box Qty:      | 1                   |
| Label Size:   | 100 x 50            |
| Label Colour: | White Label         |
| Label Qty:    | 1                   |

**Outer Box Dimensions (If Applicable)**

|                    |               |
|--------------------|---------------|
| Height (mm):       |               |
| Width (mm):        |               |
| Depth (mm):        |               |
| Gross Weight (kg): |               |
| Barcode:           | 5056462624433 |

**Product Details**

|                          |                     |
|--------------------------|---------------------|
| Country of Origin:       | United Kingdom      |
| Fitting Instruction:     | No                  |
| CE & UKCA:               | N/A                 |
| FSC Certified Materials: | Yes                 |
| Colour:                  | Matt Carrera Marble |
| Construction Method:     | Not Applicable      |
| Construction Type:       | Not Applicable      |
| Cabinet Finish:          | Not Applicable      |
| Fascia Finish:           | MFC Laminated       |
| Cabinet Thickness (mm):  |                     |
| Fascia Thickness (mm):   | 22                  |
| Drawer Included:         | No                  |
| Drawer Type:             | Not Applicable      |
| No of Shelves:           | 0                   |
| Hinge Type:              | Not Applicable      |
| Hinge Included:          | No                  |
| Adjustable Legs:         | No, Not Required    |
| Fixings Included:        | No                  |
| Handle Style:            | Not Applicable      |
| Waste Shroud:            | Not Applicable      |
| Handle Included:         | No                  |
| Handle Type:             | Not Applicable      |