


Console # QA4801 / QA4801 / QA4801 / QA4801 / QA4801 /
QA4801 / QA4801 / QA4801

|< 1000 mm >|




Console	Dimension	Weight	Order number
Number of cut-outs: 1, Number of washing areas: 1, Tap hole drillings possible, Incl. console supports: No			
Colors			
M18 White Matt M22 White High Gloss (Decor) M43 Basalt Matt M49 Graphite Matt M80 Graphit Super Matt M83 Taupe Super Matt M84 White Super Matt M91 Taupe Decor			
Variant			
colour White Matt		17.000 kg	QA4801
colour White High Gloss		17.000 kg	QA4801
colour Basalte Matt		17.000 kg	QA4801
colour Graphite Matt		17.000 kg	QA4801
colour Graphite Super Matt		17.000 kg	QA4801
colour taupe Super Matt		17.000 kg	QA4801
colour White Super Matt		17.000 kg	QA4801
colour taupe Matt		17.000 kg	QA4801
Infobox			
For countertop basins and built-in basins without tap hole bench please specify position tap hole drilling			
Suitable products			
Washbowl Rectangular, Tap hole platform: No, 600 mm, 600 x 400 mm	600 x 400 mm		238360
Washbowl Oval, Tap hole platform: No, 600 mm, 600 x 400 mm	600 x 400 mm		238460
Washbasin Rectangular, Number of washing areas: 1 Middle, Tap hole platform: Yes, Overflow: Yes, Underside glazed, Back side glazed: No, 500 mm, 500 x 420 mm	500 x 420 mm		238250
Washbasin Rectangular, Number of washing areas: 1 Middle, Tap hole platform: Yes, Overflow: Yes, Underside glazed, Back side glazed: No, 600 mm, 600 x 470 mm	600 x 470 mm		238260
Washbasin Rectangular, Number of washing areas: 1 Middle, Tap hole platform: Yes, Overflow: Yes, Underside glazed, Back side glazed: No, 800 mm, 800 x 470 mm	800 x 470 mm		238280

All drawings contain the necessary measurements which are subject to standard tolerances. They are stated in mm and are non-binding. Exact measurements, in particular for customised installation scenarios, can only be taken from the finished piece.

Console # QA4802 / QA4802 / QA4802 / QA4802 / QA4802 /
QA4802 / QA4802 / QA4802

|< 1200 mm >|




Console	Dimension	Weight	Order number
Number of cut-outs: 1, Number of washing areas: 1, Tap hole drillings possible, Incl. console supports: No			
Colors			
M18 White Matt M22 White High Gloss (Decor) M43 Basalt Matt M49 Graphite Matt M80 Graphit Super Matt M83 Taupe Super Matt M84 White Super Matt M91 Taupe Decor			
Variant			
colour White Matt		19.500 kg	QA4802
colour White High Gloss		19.500 kg	QA4802
colour Basalte Matt		19.500 kg	QA4802
colour Graphite Matt		19.500 kg	QA4802
colour Graphite Super Matt		19.500 kg	QA4802
colour taupe Super Matt		19.500 kg	QA4802
colour White Super Matt		19.500 kg	QA4802
colour taupe Matt		19.500 kg	QA4802
Infobox			
For countertop basins and built-in basins without tap hole bench please specify position tap hole drilling			
Suitable products			
Washbowl Rectangular, Tap hole platform: No, 600 mm, 600 x 400 mm	600 x 400 mm		238360
Washbowl Oval, Tap hole platform: No, 600 mm, 600 x 400 mm	600 x 400 mm		238460
Washbasin Rectangular, Number of washing areas: 1 Middle, Tap hole platform: Yes, Overflow: Yes, Underside glazed, Back side glazed: No, 500 mm, 500 x 420 mm	500 x 420 mm		238250
Washbasin Rectangular, Number of washing areas: 1 Middle, Tap hole platform: Yes, Overflow: Yes, Underside glazed, Back side glazed: No, 600 mm, 600 x 470 mm	600 x 470 mm		238260
Washbasin Rectangular, Number of washing areas: 1 Middle, Tap hole platform: Yes, Overflow: Yes, Underside glazed, Back side glazed: No, 800 mm, 800 x 470 mm	800 x 470 mm		238280
Washbasin Rectangular, Tap hole platform: Yes, Overflow: Yes, Underside glazed, Back side glazed: No, 1000 mm, 1000 x 470 mm	1000 x 470 mm		238210

All drawings contain the necessary measurements which are subject to standard tolerances. They are stated in mm and are non-binding. Exact measurements, in particular for customised installation scenarios, can only be taken from the finished piece.

Console # QA4800 / QA4800 / QA4800 / QA4800 / QA4800 /
QA4800 / QA4800 / QA4800

|< 800 mm >|



Console	Dimension	Weight	Order number
Number of cut-outs: 1, Number of washing areas: 1, Tap hole drillings possible, Incl. console supports: No			
Colors			
M18 White Matt M22 White High Gloss (Decor) M43 Basalt Matt M49 Graphite Matt M80 Graphit Super Matt M83 Taupe Super Matt M84 White Super Matt M91 Taupe Decor			
Variant			
colour White Matt		15.000 kg	QA4800
colour White High Gloss		15.000 kg	QA4800
colour Basalte Matt		15.000 kg	QA4800
colour Graphite Matt		15.000 kg	QA4800
colour Graphite Super Matt		15.000 kg	QA4800
colour taupe Super Matt		15.000 kg	QA4800
colour White Super Matt		15.000 kg	QA4800
colour taupe Matt		15.000 kg	QA4800
Infobox			
For countertop basins and built-in basins without tap hole bench please specify position tap hole drilling			
Suitable products			
Washbowl Rectangular, Tap hole platform: No, 600 mm, 600 x 400 mm	600 x 400 mm		238360
Washbowl Oval, Tap hole platform: No, 600 mm, 600 x 400 mm	600 x 400 mm		238460
Washbasin Rectangular, Number of washing areas: 1 Middle, Tap hole platform: Yes, Overflow: Yes, Underside glazed, Back side glazed: No, 500 mm, 500 x 420 mm	500 x 420 mm		238250
Washbasin Rectangular, Number of washing areas: 1 Middle, Tap hole platform: Yes, Overflow: Yes, Underside glazed, Back side glazed: No, 600 mm, 600 x 470 mm	600 x 470 mm		238260

All drawings contain the necessary measurements which are subject to standard tolerances. They are stated in mm and are non-binding. Exact measurements, in particular for customised installation scenarios, can only be taken from the finished piece.