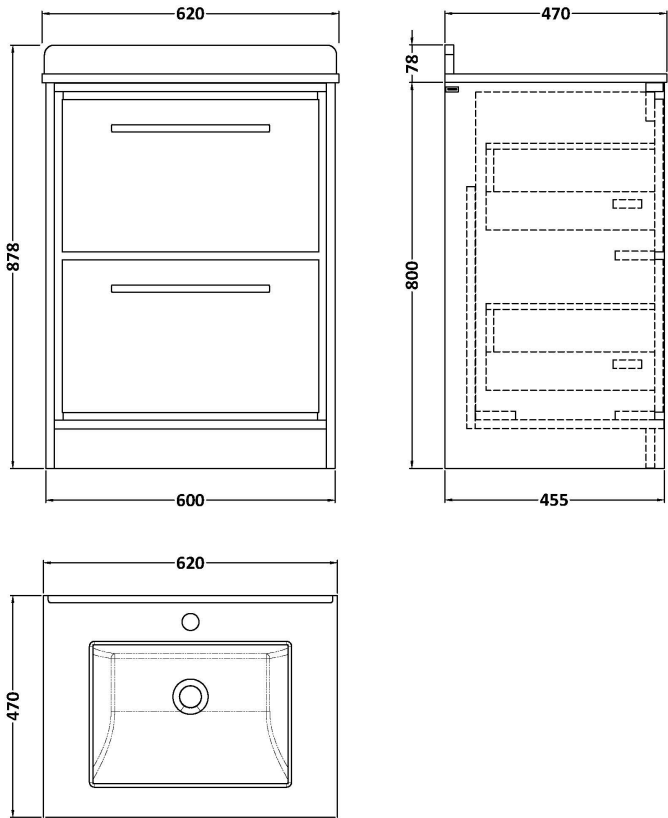


Sales Code: LIL2233WS1

Description: 600 Fs 2-Drawer Unit & Marble Worktop W

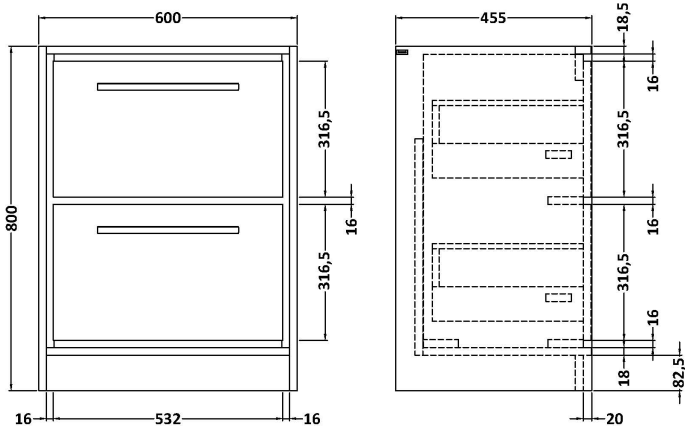
Packaging Details

Barcode: 5056678488430



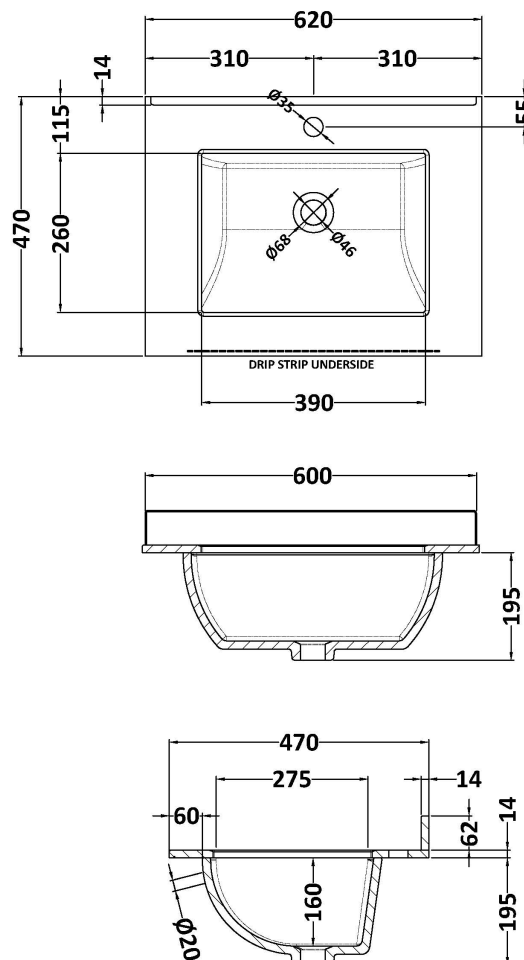
Sales Code: NFF2233

Description: 600 Fs 2-Drawer Unit (455 Deep)



Product Dimensions	
Height (mm):	800
Width (mm):	600
Depth (mm):	455
Nett Weight (kg):	38.5
Packaging Dimensions	
Height (mm):	840
Width (mm):	632
Depth (mm):	480
Gross Weight (kg):	39
Packaging Data	
Box Colour:	Brown Cardboard Box - Printed
Box Qty:	0
Label Size:	0 x 0
Label Colour:	White Label
Label Qty:	2
Outer Box Dimensions (If Applicable)	
Height (mm):	
Width (mm):	
Depth (mm):	
Gross Weight (kg):	
Barcode:	5056678485651
Product Details	
Country of Origin:	China
Fitting Instruction:	No
CE & UKCA:	N/A
FSC Certified Materials:	Yes
Colour:	Graphite Grey Woodgrain
Construction Method:	Cam & Wood Dowel
Construction Type:	Rigid
Cabinet Finish:	MFC Textured Woodgrain
Fascia Finish:	MFC Textured Woodgrain
Cabinet Thickness (mm):	18
Fascia Thickness (mm):	18
Drawer Included:	Yes
Drawer Type:	80mm High Metal S/C Inc Galler
No of Shelves:	0
Hinge Type:	Not Applicable
Hinge Included:	Not Applicable
Adjustable Legs:	No, Not Required
Fixings Included:	Yes
Handle Style:	Contemporary
Waste Shroud:	Yes
Handle Included:	Yes, Supplied
Handle Type:	D-Shape

Description: 600 Single Bowl Marble Top 1Th



Basins:	Tap Hole: One Taphole	Chain Stay Hole: No
	Template: Not Applicable	Waste Type Req: Slotted
	Overflow Inc: Yes	Overflow Cover: Yes
	Inner Bowl Depth (mm): 160mm	