

Technical Data Sheet

Quantum Dual Function Concealed Shower Valve

SQT1620 (Chrome), SQT1621 (Black), SQT1622 (Brass) SQT1623 (Gunmetal)

TAVISTOCK

Description

Quantum Dual Function Concealed Valve

Code

SQT1620, SQT1621, SQT1622, SQT1623




Chrome Plated



Electroplated



PVD

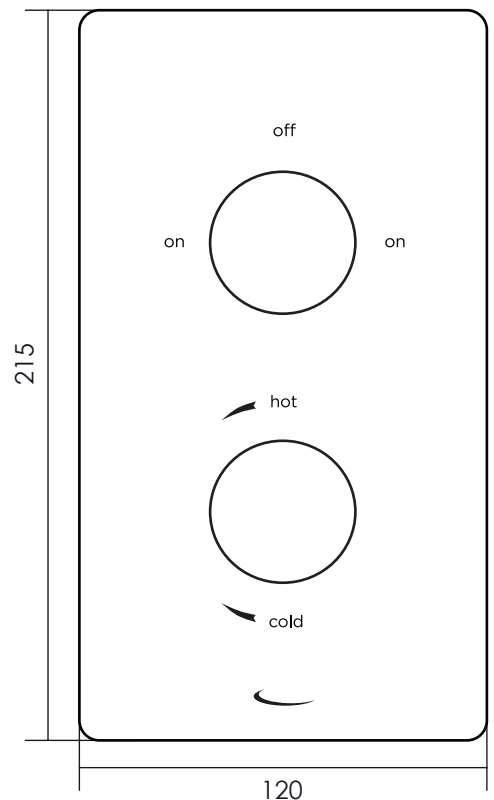
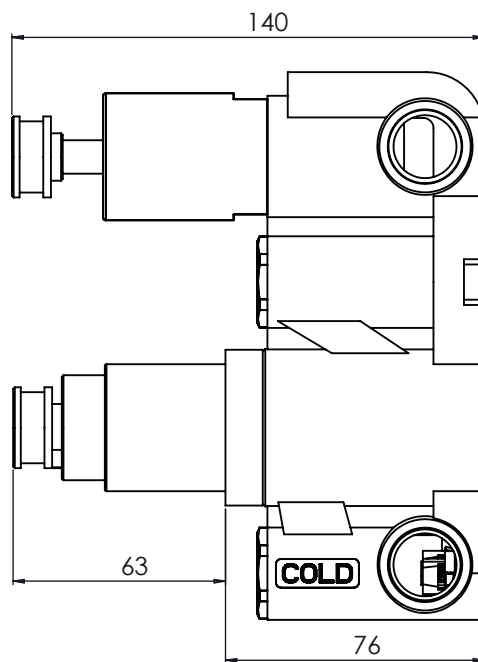
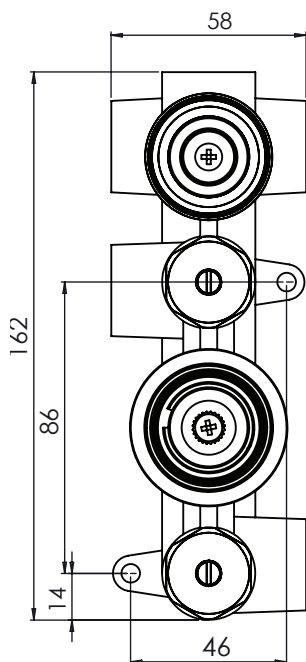


PVD

Inlet Pressure	Flow Rate (l/min)
1bar	11.6
2bar	17
3bar	21

FLOW RATE DATA IS TESTED UNDER LABORATORY CONDITIONS: ACTUAL FLOW RATE MAY VARY DEPENDING ON DOMESTIC SUPPLY AND ACCESSORIES.

Dimensions - Overview



FAQs

What is included in the valve box? The valve, a cover plate, a set of handles and trim rings.

What is the size of the connections? The valve uses 1/2" connections.

What is the recommended operating pressure? 1.0bar

Can both outlets be used at the same time? No, only one outlet can be on at a time