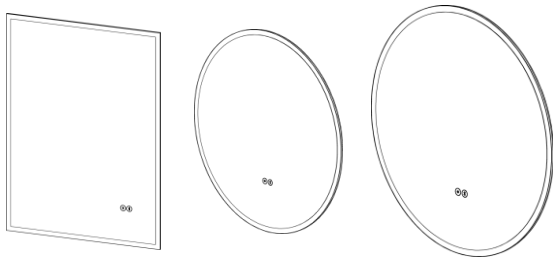


RESONATE



Box Contents:

Resonate Mirror – Instructions booklet | 2x wall plugs | 2x screws

Materials

Frame Material: Extruded Aluminium

Glass: 5mm PVC Backed

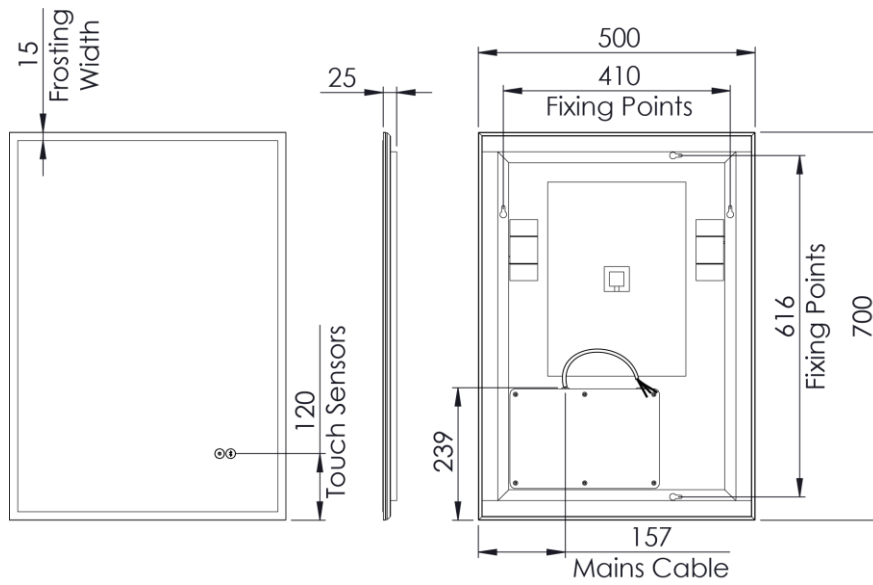
FAQ's:	Units	RSM050	RSM600C	RSM80C
Can the mirror be hung landscape?	-	Yes	No	
What is the thickness of the mirror glass?	mm	5		
Is the mirror IP44 rated?	-	Yes – Suitable for use in bathroom zone 2		
What size fuse should I use?	-	Seek the advice of an electrician		
What is the total power consumption?	W	39.8	26.1	69.9
Does the mirror have an energy rating?	-	Yes – It has an energy rating of: F		
What is the colour of the light and the Kelvin rating?	K	6000		
What is the Lumen of the LEDs?*	Lms	5934 - 6450	4623 - 5025	6348 - 6900
What is the wattage of the lights?	W	25.8	20.1	27.6
Where is the IR sensor/rocker switch located?	-	Front bottom right	Front middle	
Can the LED lighting be replaced?	-	No		
Can the Touch sensor be replaced?	-	Yes		
What is the output of the demister pad?	W	14	6	12
What are the dimensions of the demister pad? (L x W)	mm	350 x 250	200 X 200	200 X 400
How do I turn on the demister pad?	-	The demister pad will turn on when the LEDs are turned on.		
Are illuminated mirrors supplied with mains cable?	-	All illuminated mirrors are supplied with a removeable 500mm mains cable.		
Speakers Wattage	W	2x15		

Dimensions are subject to change; customers are advised to measure actual product before commencing installation.

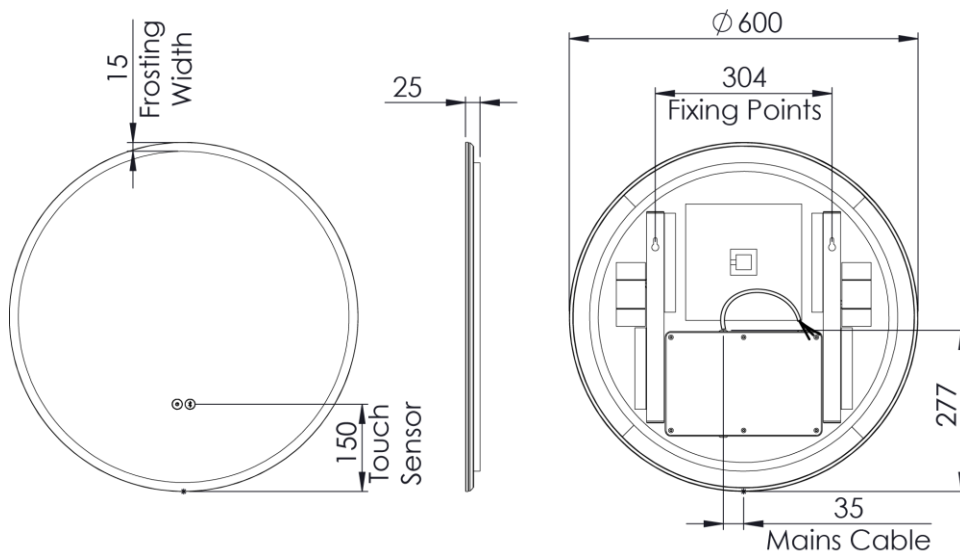
Fixing point dimensions are for guidance only/the positions of wall fixing must be checked when product is received.

*The Lumen represents the output of the LED. This may vary depending on the diffuser material i.e., glass or acrylic.

RSM050



RSM600C



RSM80C

