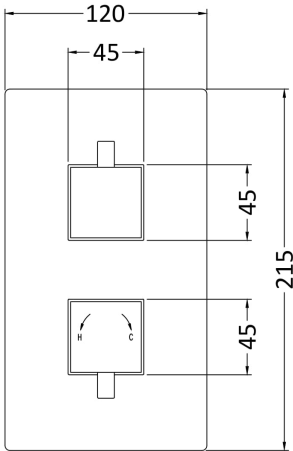
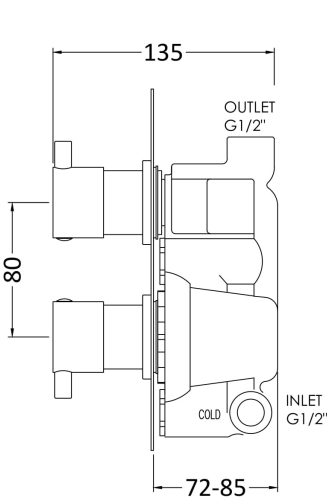


Sales Code: JTY301

Description: Twin Conc Thermostatic Shower Valve



Product Dimensions

Length (mm):	
Width (mm):	120
Height (mm):	215
Depth (mm):	133
Nett Weight (kg):	2.87

Packaging Dimensions

Length (mm):	250
Width (mm):	240
Height (mm):	110
Gross Weight (kg):	2.87

Packaging Data

Box Colour:	White Cardboard Box
Box Qty:	1
Label Size:	100 x 50
Label Colour:	White Label
Label Qty:	2

Outer Box Dimensions (If Applicable)

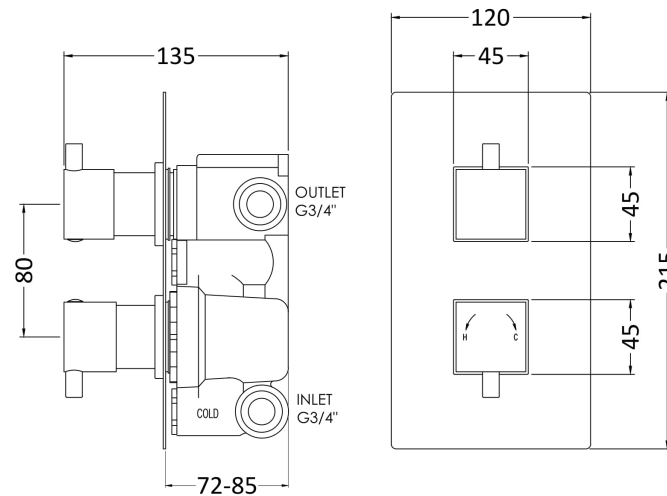
Length (mm):	
Width (mm):	500
Height (mm):	370
Depth (mm):	275
Gross Weight (kg):	17
Barcode:	5055146188940

Product Details

Country of Origin:	United Kingdom
Fitting Instruction:	No
Product Material:	Brass/ABS
Mount Type:	Wall, Recessed
Outlet Elbow Supplied:	No
Easy Clean:	Not Applicable
Head Included:	No
Handset Included:	No
Body Jets Included:	Not Applicable
No of Body Jets:	Not Applicable
Operating Pressure (bar):	0.1
Valve/Cartridge Type:	1/4 Turn Ceramic Disc
Flow Rates (L/min): 0.1 bar: 5.5    0.5 bar: 14    1 bar: 20    2 bar: 29    3 bar: 44	
TMV2 Approved: No	Approval No: N/A
TMV3 Approved: No	Approval No: N/A
WRAS Approved: Yes	Approval No: 2204707
Head Function:	Not Applicable
Handset Function:	Not Applicable
Body Jet Info:	Not Applicable
Pipe Size:	15 mm
Pipe Centres:	N/A
Colour/Finish:	Chrome
Hose Included:	Not Applicable
No. of Outlets:	1

**Sales Code:** JTY302

**Description:** Twin Conc Thermo Valve W/ Diverter



### Product Dimensions

Length (mm):	
Width (mm):	120
Height (mm):	215
Depth (mm):	133
Nett Weight (kg):	2.93

## Packaging Dimensions

Length (mm):	250
Width (mm):	240
Height (mm):	130
Gross Weight (kg):	2.93

## Packaging Data

Box Colour:	White Cardboard Box
Box Qty:	1
Label Size:	100 x 50
Label Colour:	White Label
Label Qty:	2

## Outer Box Dimensions (If Applicable)

Length (mm):	
Width (mm):	510
Height (mm):	425
Depth (mm):	275
Gross Weight (kg):	18
Barcode:	5055146188957

## Product Details

Country of Origin:	United Kingdom			
Fitting Instruction:	No			
Product Material:	Brass/ABS			
Mount Type:	Wall, Recessed			
Outlet Elbow Supplied:	No			
Easy Clean:	Not Applicable			
Head Included:	No			
Handset Included:	No			
Body Jets Included:	No			
No of Body Jets:	Not Applicable			
Operating Pressure (bar):	0.5			
Valve/Cartridge Type:	1/4 Turn Ceramic Disc			
Flow Rates (L/min): 0.1 bar: N/A	0.5 bar: 13	1 bar: 17	2 bar: 24	3 bar: 27
TMV2 Approved: No	Approval No: N/A			
TMV3 Approved: No	Approval No: N/A			
WRAS Approved: No	Approval No: N/A			
Head Function:	Not Applicable			
Handset Function:	Not Applicable			
Body Jet Info:	Not Applicable			
Pipe Size:	15 mm			
Pipe Centres:	N/A			
Colour/Finish:	Chrome			
Hose Included:	Not Applicable			
No. of Outlets:	2			