

PRODUCT DATA SHEET



PRODUCT CODE
ETHOSPACKAGE2F

RANGE
Ethos

DESCRIPTION
Ethos Package 2 Shower Kit Inc Wall
Outlet Brushed Brass

WEBSITE LINK [Click Here](#)

CATEGORY	Brassware
WARRANTY DETAILS	15 Years
COLOUR	Brushed Brass
FINISH APPLICATION	PVD
PRIMARY MATERIAL	Brass
SECONDARY MATERIAL	ABS
INSTALL TYPE	Wall Mounted
PRODUCT WIDTH MM	120
PRODUCT LENGTH MM	1000
PRODUCT DEPTH MM	84.5
PRODUCT NET WEIGHT KG	1.9
STANDARDS	BS EN 1112:2008

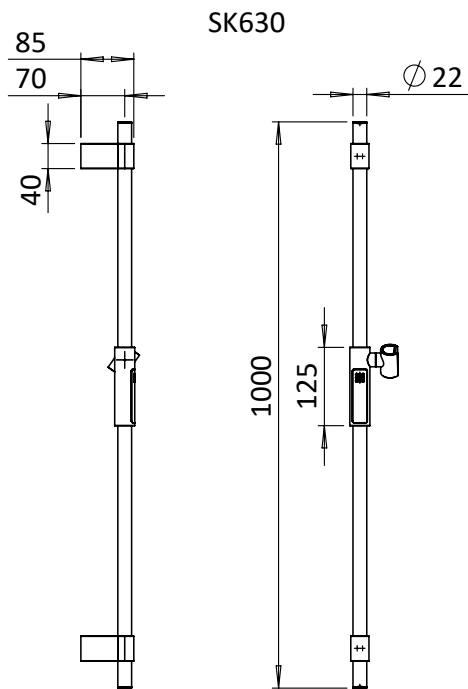
MINIMUM PRESSURE (BAR)	0.5
MAX WORKING PRESSURE (BAR)	5
NUMBER OF FUNCTIONS	3
INLET CONNECTIONS THREAD	G1/2"
OUTLET CONNECTIONS THREAD	G1/2"
FLOW REGULATOR	PCW-01 1/2" 12L/Min
WASTE INCLUDED	No
ANTI-SCALD	No
ENERGY SAVING	No
SHOWER HOSE & HANDSET ARE INCLUDED	Yes

PRESSURE (BAR)	0.2	0.5	1	2	3	4	5
PRIMARY FLOWRATE		9	12	12	12	12	12
HANDSET FLOWRATE							
MASSAGE FLOW RATE							
AIR FLOW RATE							
WIRE FLOW RATE							
WATERFALL FLOW RATE							
MIST FLOW RATE							
HANDSPRAY FLOW RATE							

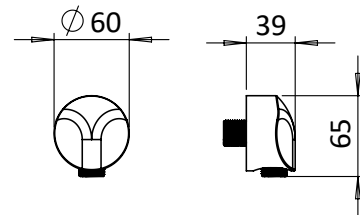
TECHNICAL DIMENSIONS

Dimensions in mm unless otherwise specified.

Tolerances (per material type) apply.

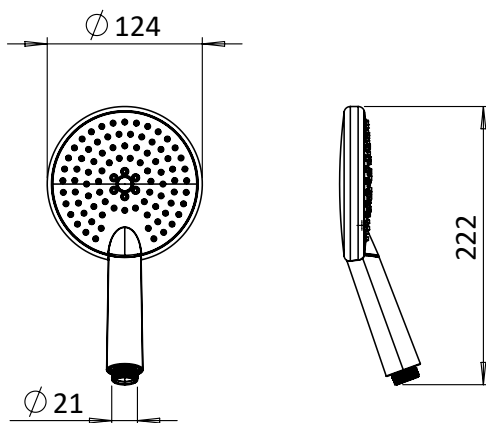


Wall Outlet



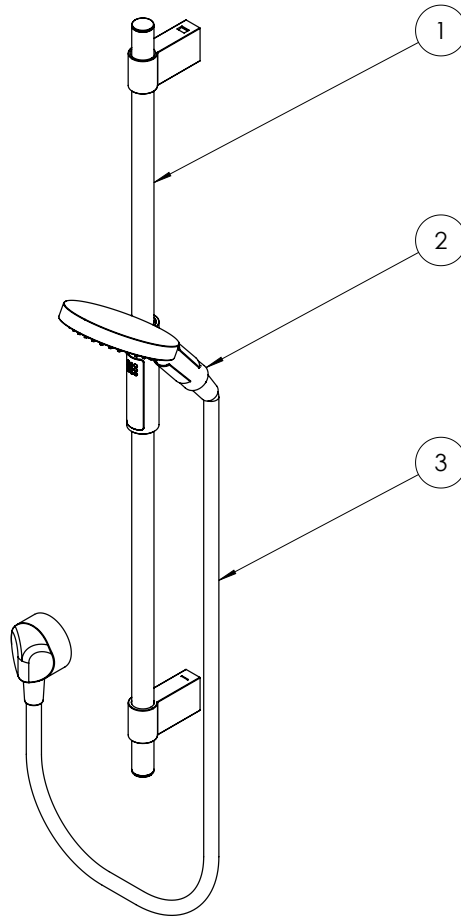
SK635

Hose Length - 1500mm



SPARES LIST

Only the parts labelled are available as spares.



NUMBER	PART CODE	DESCRIPTION
1	PM01052F	Ethos Slide Rail Mechanism Brushed Brass
	PM01052M	Ethos Slide Rail Mechanism Matt Black
	PM01052V	Ethos Slide Rail Mechanism Stainless Steel Effect
2	SH635F	Ethos Handle Brushed Brass
	SH635M	Ethos Handle Matt Black
	SH635V	Ethos Handle Stainless Steel Effect
3	SH774F	Ethos Hose Brushed Brass
	SH774M	Ethos Hose Matt Black
	SH774V	Ethos Hose Stainless Steel Effect