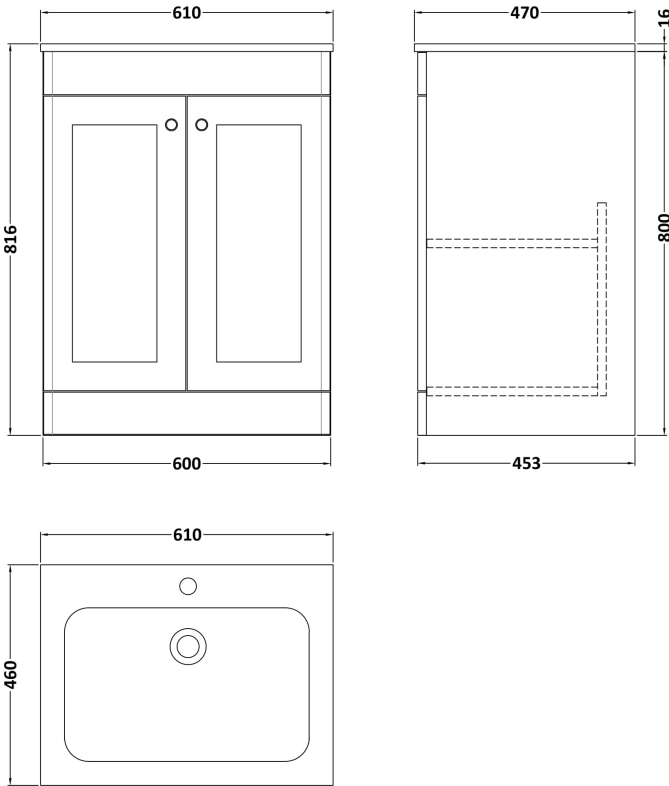


Sales Code: CLC125P

Description: 600 Fs 2-Door Unit & Stone Basin 1Th

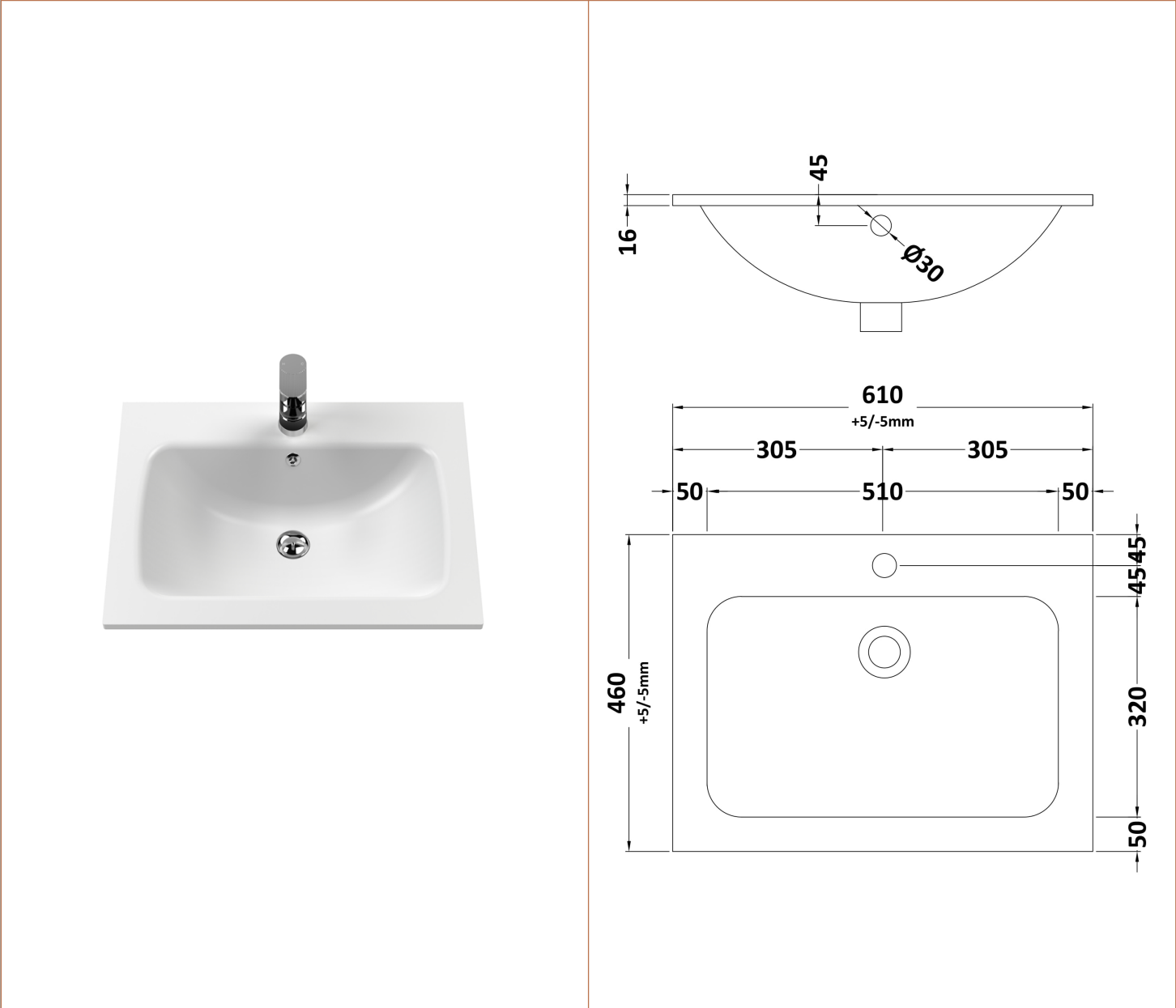


Packaging Details

Barcode: 5056817715083

Sales Code: SBM103

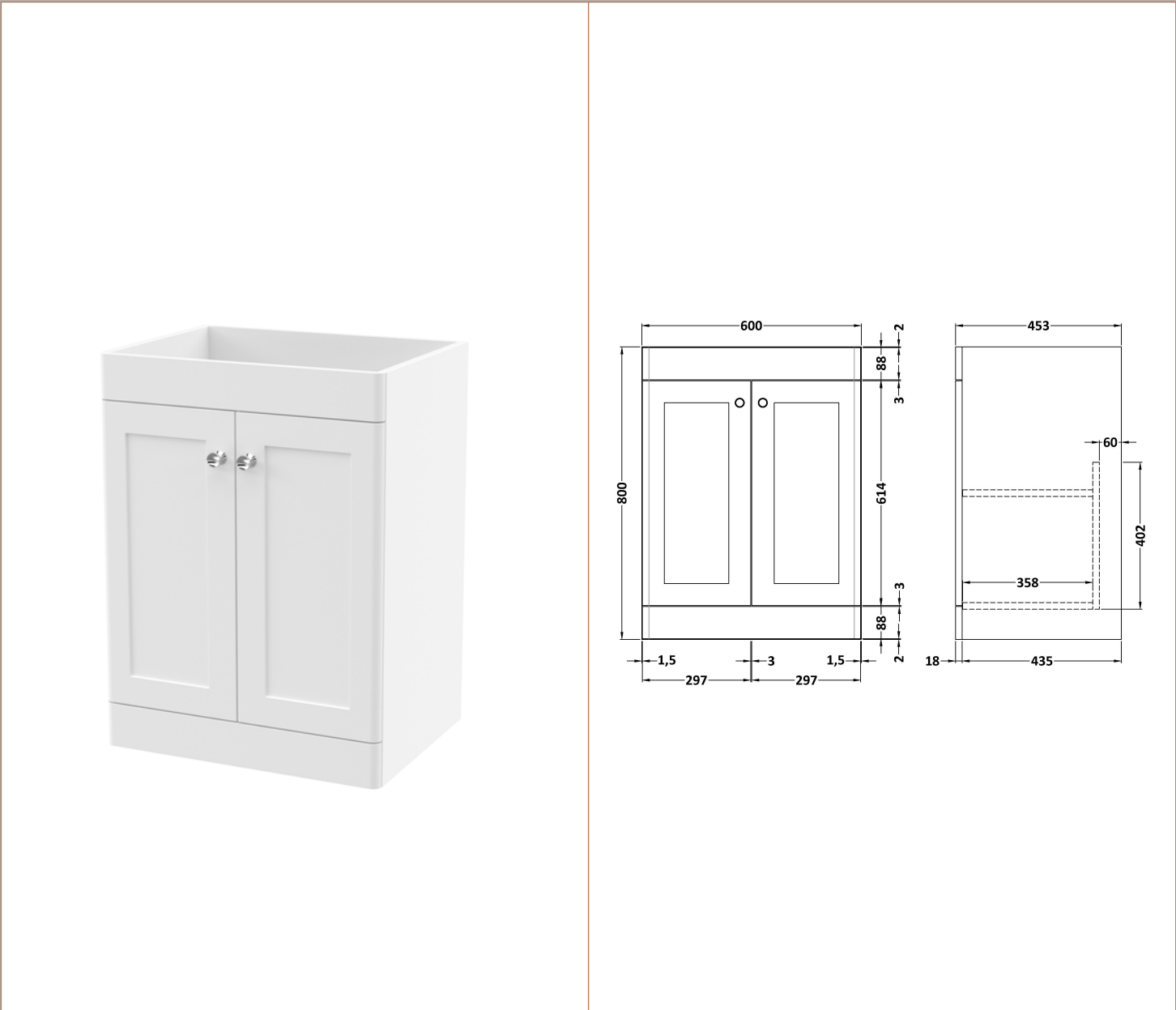
Description: 610 X 460mm Basin 1T/H



Product Dimensions		
Height (mm):		
Width (mm):		
Depth (mm):		
Nett Weight (kg):		13.5
Packaging Dimensions		
Height (mm):		200
Width (mm):		675
Depth (mm):		530
Gross Weight (kg):		14
Packaging Data		
Box Colour:		
Box Qty:		
Label Size:		x
Label Colour:		
Label Qty:		
Outer Box Dimensions (If Applicable)		
Height (mm):		
Width (mm):		
Depth (mm):		
Gross Weight (kg):		
Barcode:		5056678424360
Product Details		
Country of Origin:		China
Fitting Instruction:		No
Certification: CE & UKCA:		WRAS: WRAS No:
Product Material:		
Fixing Supplied:		
Pans/Bidets:		
Trap Style:	Includes Seat:	
Seats:		
Seat Type:	Material:	
Function:	Hinge Type:	
Hinge Material:		
Cisterns:		
Operating Type:	Fittings:	
Lever Type:		
Basins:		
Tap Hole:	Chain Stay Hole:	
Template:	Waste Type Req:	
Overflow Inc:	Overflow Cover:	
Inner Bowl Depth (mm):		

Sales Code: CLA125

Description: 600 F/S 2-Door Unit (800X600x453)



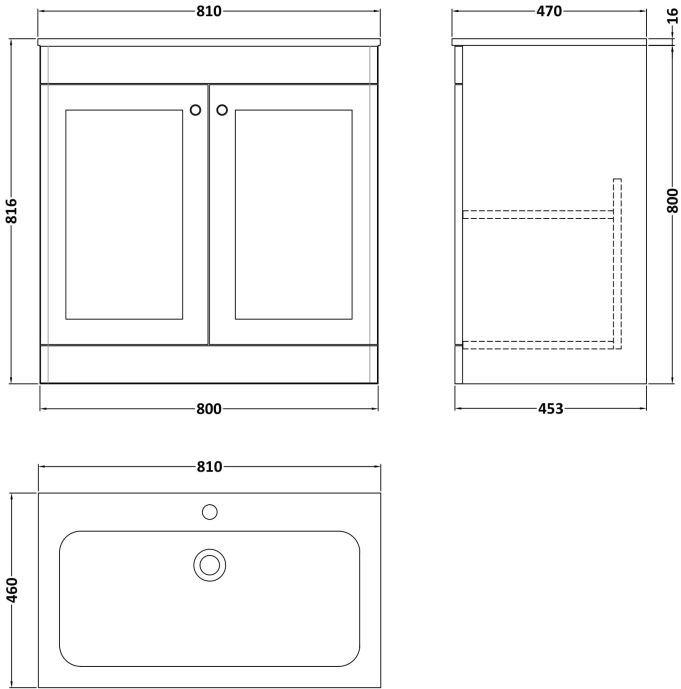
Product Dimensions	
Height (mm):	800
Width (mm):	600
Depth (mm):	453
Nett Weight (kg):	25.3
Packaging Dimensions	
Height (mm):	835
Width (mm):	625
Depth (mm):	480
Gross Weight (kg):	25.8
Packaging Data	
Box Colour:	Brown Cardboard Box
Box Qty:	1
Label Size:	100 x 50
Label Colour:	White Label
Label Qty:	2
Outer Box Dimensions (If Applicable)	
Height (mm):	
Width (mm):	
Depth (mm):	
Gross Weight (kg):	
Barcode:	5056462643144
Product Details	
Country of Origin:	China
Fitting Instruction:	No
CE & UKCA:	N/A
FSC Certified Materials:	Yes
Colour:	Satin White
Construction Method:	Cam & Wood Dowel
Construction Type:	Rigid
Cabinet Finish:	MFC Painted Matt
Fascia Finish:	Mdf Painted Matt
Cabinet Thickness (mm):	18
Fascia Thickness (mm):	18
Drawer Included:	No
Drawer Type:	Not Applicable
No of Shelves:	1
Hinge Type:	95 Degree Clip-On Soft Close
Hinge Included:	Yes, Supplied
Adjustable Legs:	No, Not Required
Fixings Included:	Yes
Handle Style:	Traditional
Waste Shroud:	Not Applicable
Handle Included:	Yes, Supplied
Handle Type:	Knob

Sales Code: CLC126P

Description: 800 Fs 2-Door Unit & Stone Basin 1Th

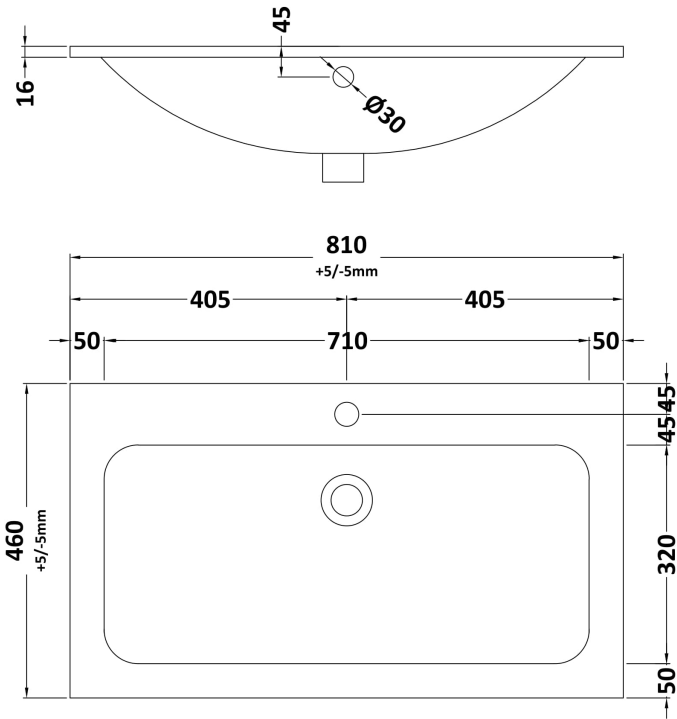
Packaging Details

Barcode: 5056817715243



Sales Code: SBM105

Description: 810 X 460mm Basin 1T/H



Product Dimensions

Height (mm):	
Width (mm):	
Depth (mm):	
Nett Weight (kg):	16

Packaging Dimensions

Height (mm):	200
Width (mm):	875
Depth (mm):	530
Gross Weight (kg):	16.5

Packaging Data

Box Colour:	
Box Qty:	
Label Size:	x
Label Colour:	
Label Qty:	

Outer Box Dimensions (If Applicable)

Height (mm):	
Width (mm):	
Depth (mm):	
Gross Weight (kg):	
Barcode:	5056678424346

Product Details

Country of Origin:	China		
Fitting Instruction:	No		
Certification: CE & UKCA:	WRAS:	WRAS No:	
Product Material:			
Fixing Supplied:			

Pans/Bidets:	Trap Style:	Includes Seat:
--------------	-------------	----------------

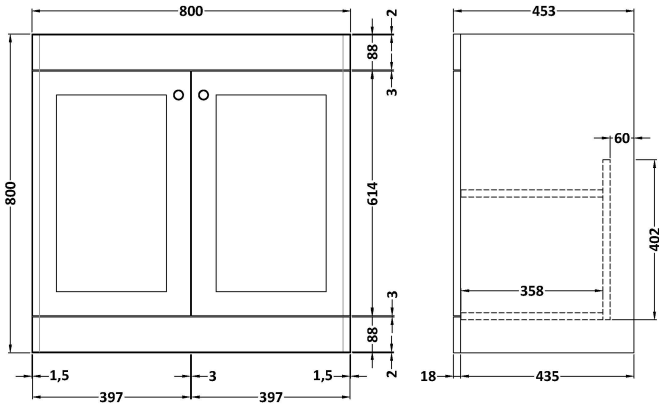
Seats:	Seat Type:	Material:
	Function:	Hinge Type:
	Hinge Material:	

Cisterns:	Operating Type:	Fittings:
	Lever Type:	

Basins:	Tap Hole:	Chain Stay Hole:
	Template:	Waste Type Req:
	Overflow Inc:	Overflow Cover:
	Inner Bowl Depth (mm):	

Sales Code: CLA126

Description: 800 F/S 2-Door Unit (800X800 X453)



Product Dimensions

Height (mm):	800
Width (mm):	800
Depth (mm):	453
Nett Weight (kg):	30.5

Packaging Dimensions

Height (mm):	835
Width (mm):	825
Depth (mm):	480
Gross Weight (kg):	31

Packaging Data

Box Colour:	Brown Cardboard Box
Box Qty:	1
Label Size:	100 x 50
Label Colour:	White Label
Label Qty:	2

Outer Box Dimensions (If Applicable)

Height (mm):	
Width (mm):	
Depth (mm):	
Gross Weight (kg):	
Barcode:	5056462643182

Product Details

Country of Origin:	China
Fitting Instruction:	No
CE & UKCA:	N/A
FSC Certified Materials:	Yes
Colour:	Satin White
Construction Method:	Cam & Wood Dowel
Construction Type:	Rigid
Cabinet Finish:	MFC Painted Matt
Fascia Finish:	Mdf Painted Matt
Cabinet Thickness (mm):	18
Fascia Thickness (mm):	18
Drawer Included:	No
Drawer Type:	Not Applicable
No of Shelves:	1
Hinge Type:	95 Degree Clip-On Soft Close
Hinge Included:	Yes, Supplied
Adjustable Legs:	No, Not Required
Fixings Included:	Yes
Handle Style:	Traditional
Waste Shroud:	Not Applicable
Handle Included:	Yes, Supplied
Handle Type:	Knob