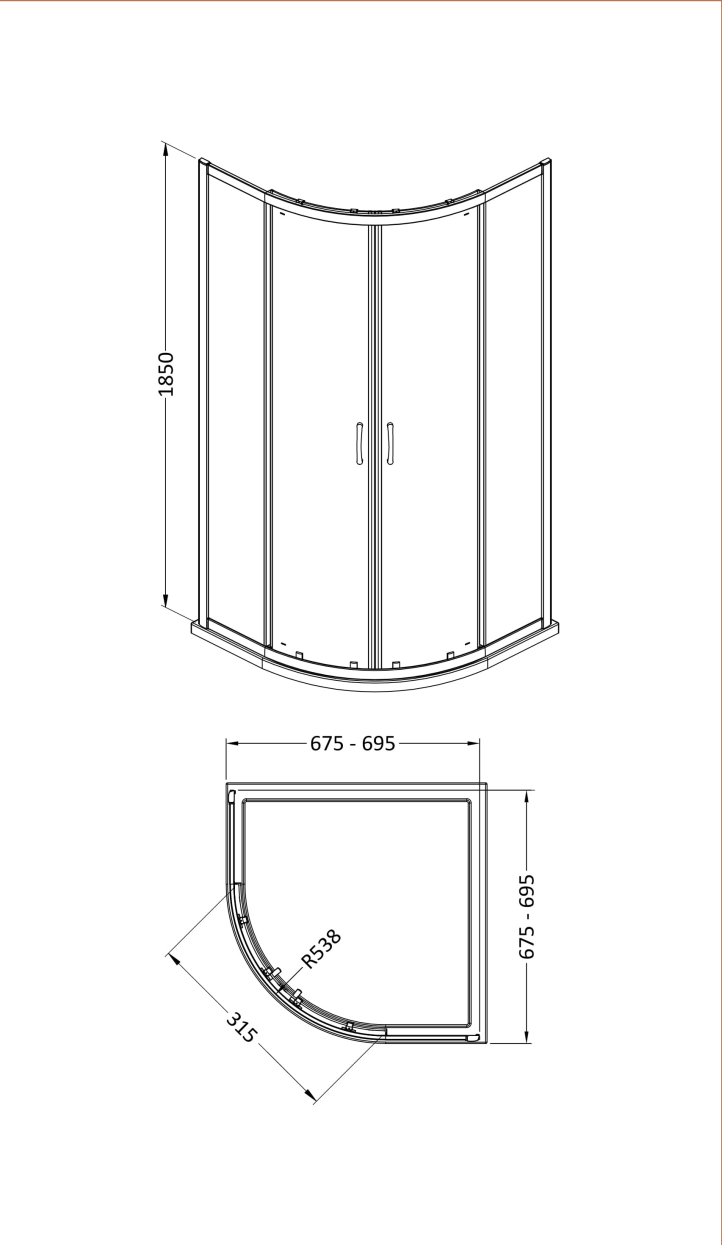


Sales Code: SQU7-E5

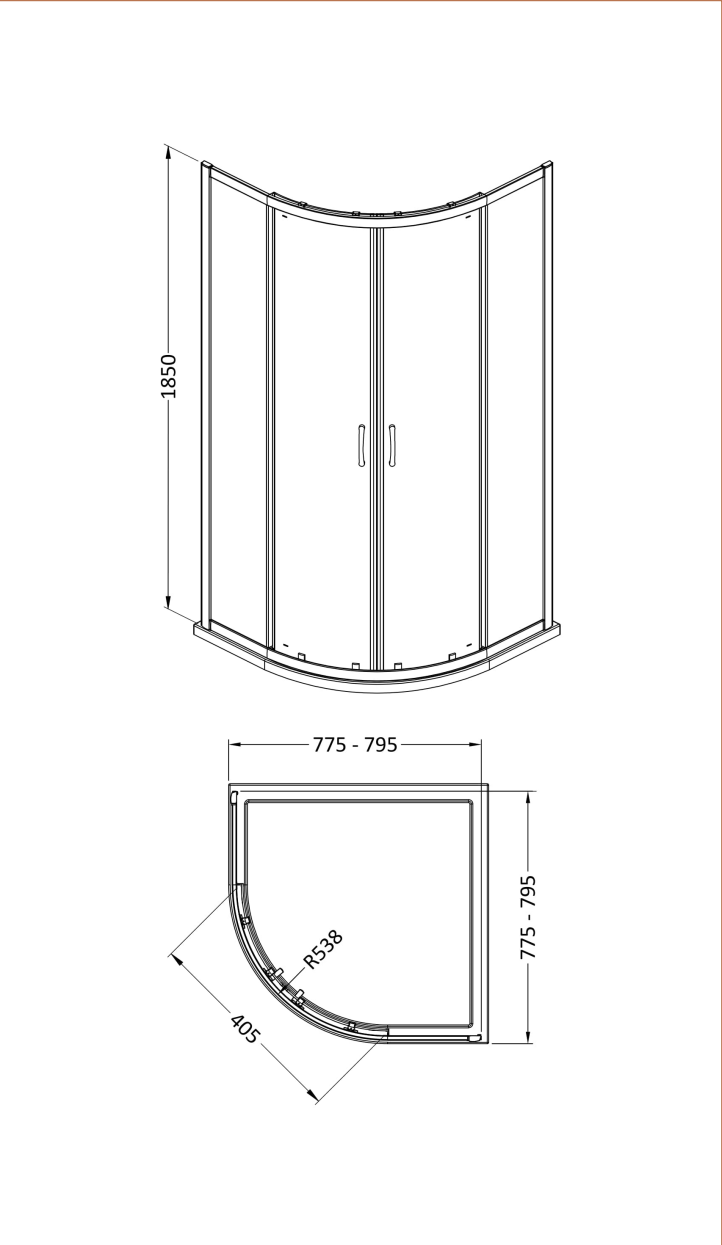
Description: 1850X700mm Quadrant Shower Enclosure



Product Dimensions	
Height (mm):	1850
Width (mm):	680
Depth (mm):	680
Nett Weight (kg):	35
Packaging Dimensions	
Height (mm):	1910
Width (mm):	410
Length (mm):	110
Gross Weight (kg):	40
Packaging Data	
Box Colour:	Brown Cardboard Box - Printed
Box Qty:	1
Label Size:	100 x 50
Label Colour:	Not Applicable
Label Qty:	0
Outer Box Dimensions (If Applicable)	
Height (mm):	
Width (mm):	
Depth (mm):	
Length (mm):	
Gross Weight (kg):	
Barcode:	5056678431726
Product Details	
Country of Origin:	China
Fitting Instruction:	No
CE & UKCA:	No
Profile Material:	Aluminium
Profile Finish:	Chrome
Adjustments (mm):	675mm - 695mm
Entry Width (mm):	315mm
Swing In Dim (mm):	N/A
Swing Out Dim (mm):	N/A
Radius (mm):	538 mm
Glass Thickness (mm):	5
Easy Fit:	Yes
Easy Clean:	No
Handle Style:	D Shape Handle
Handle Material:	ABS
Enclosure Design:	Framed
Wheel Type:	Dual, Quick Release
Support Bar Included:	Support Bar Not Included
Extras:	None

Sales Code: SQU8-E5

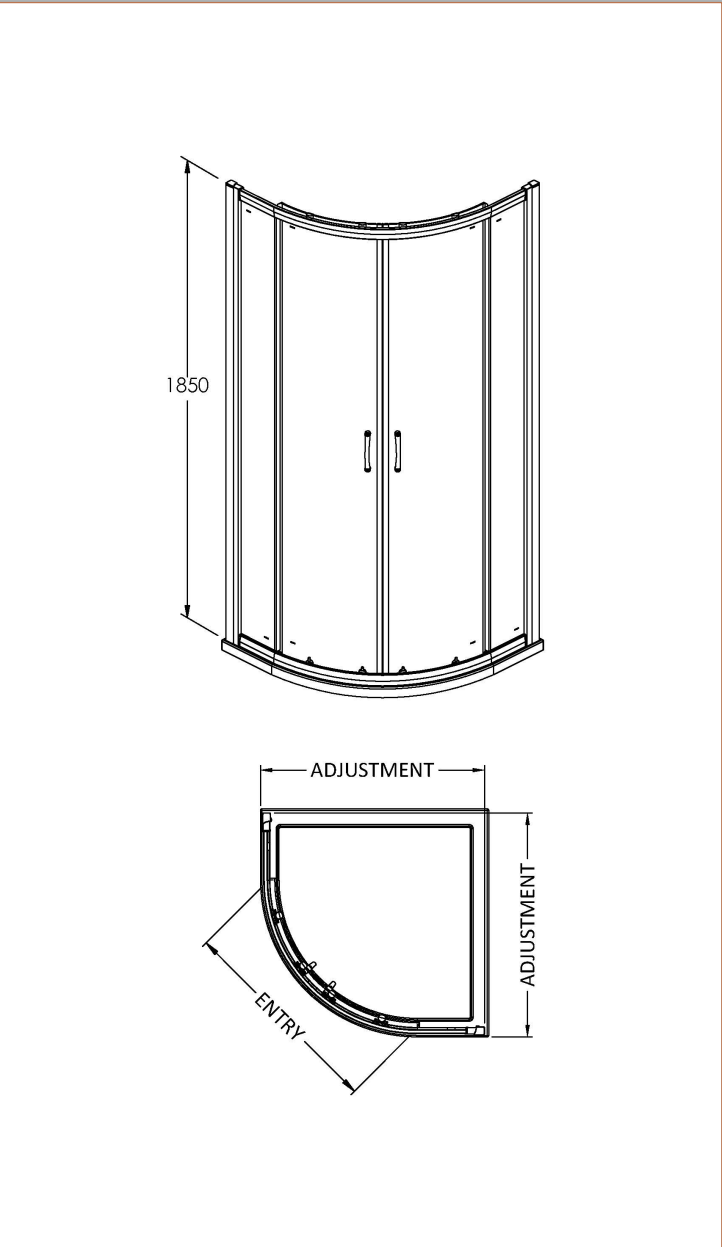
Description: 1850X800mm Quadrant Shower Enclosure



Product Dimensions	
Height (mm):	1850
Width (mm):	780
Depth (mm):	780
Nett Weight (kg):	38.3
Packaging Dimensions	
Height (mm):	1910
Width (mm):	410
Length (mm):	110
Gross Weight (kg):	43.3
Packaging Data	
Box Colour:	Brown Cardboard Box - Printed
Box Qty:	1
Label Size:	100 x 50
Label Colour:	Not Applicable
Label Qty:	0
Outer Box Dimensions (If Applicable)	
Height (mm):	
Width (mm):	
Depth (mm):	
Length (mm):	
Gross Weight (kg):	
Barcode:	5056678431733
Product Details	
Country of Origin:	China
Fitting Instruction:	No
CE & UKCA:	No
Profile Material:	Aluminium
Profile Finish:	Chrome
Adjustments (mm):	775mm - 795mm
Entry Width (mm):	405mm
Swing In Dim (mm):	N/A
Swing Out Dim (mm):	N/A
Radius (mm):	538 mm
Glass Thickness (mm):	5
Easy Fit:	Yes
Easy Clean:	No
Handle Style:	D Shape Handle
Handle Material:	ABS
Enclosure Design:	Framed
Wheel Type:	Dual, Quick Release
Support Bar Included:	Support Bar Not Included
Extras:	None

Sales Code: SQU9-E5

Description: 1850X900mm Quadrant Shower Enclosure



Product Dimensions	
Height (mm):	1850
Width (mm):	880
Depth (mm):	880
Nett Weight (kg):	41.2
Packaging Dimensions	
Height (mm):	1910
Width (mm):	410
Length (mm):	110
Gross Weight (kg):	46.2
Packaging Data	
Box Colour:	Brown Cardboard Box - Printed
Box Qty:	1
Label Size:	100 x 50
Label Colour:	Not Applicable
Label Qty:	0
Outer Box Dimensions (If Applicable)	
Height (mm):	
Width (mm):	
Depth (mm):	
Length (mm):	
Gross Weight (kg):	
Barcode:	5056678431740
Product Details	
Country of Origin:	China
Fitting Instruction:	No
CE & UKCA:	No
Profile Material:	Aluminium
Profile Finish:	Chrome
Adjustments (mm):	875mm - 895mm
Entry Width (mm):	515mm
Swing In Dim (mm):	N/A
Swing Out Dim (mm):	N/A
Radius (mm):	538 mm
Glass Thickness (mm):	5
Easy Fit:	Yes
Easy Clean:	No
Handle Style:	D Shape Handle
Handle Material:	ABS
Enclosure Design:	Framed
Wheel Type:	Dual, Quick Release
Support Bar Included:	Support Bar Not Included
Extras:	None