



Features:

- 15mm inlet connections
- This shower valve has been designed to fit in any UK wall cavity and therefore only needs a 35mm deep cavity space
- Fitting depth including plasterboard and tiles is 60mm - 75mm
- Minimum cold water supply temperature is 4°C
- Maximum hot water supply temperature is 80°C

Product Certifications:



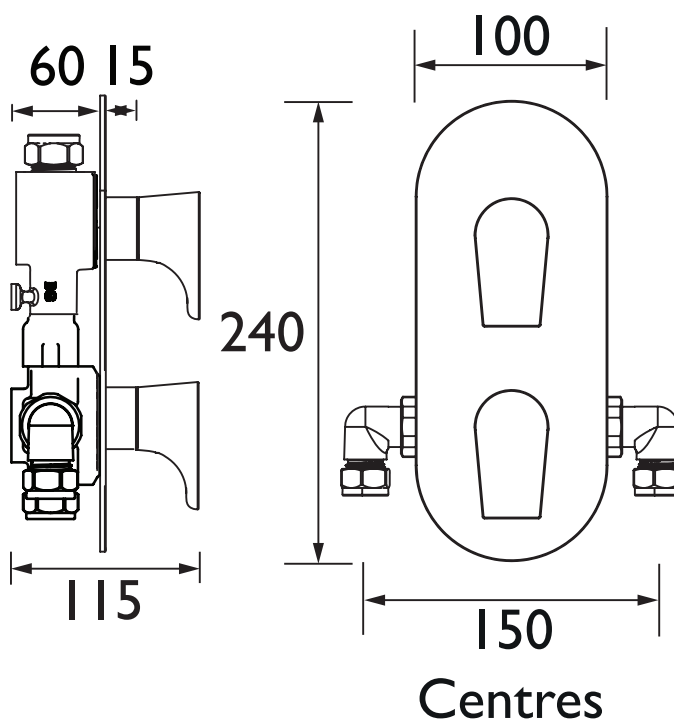
WRAS Certificate No: 2405900
WRAS Expiry Date: 31/05/2029



Specification

Finish/Colour:	Chrome Plated
Main Construction Material:	Brass
No of Controls:	2
Shower Type:	Dual Control
Shower Head Type:	None
Shower Kit:	N/A
Valve/Cartridge Type:	Thermostatic Cartridge & 3/4" Ceramic Disc Valve
Maximum Hot Water Supply Temperature °C:	65
Plumbing System Suitability:	Suitable for all plumbing systems
Minimum Dynamic Pressure (bar):	0.2
Maximum Dynamic Pressure (bar):	5
Maximum Static Pressure (bar):	10
Connection Inlet:	15mm Compression
Connection Outlet:	15mm Compression
Isolation Valve Included:	No
Check Valve Included:	Yes

Dimensions (measurements in mm)



Flow Rates (l/min)

System Pressure (bar)	0.2	0.5	1	2	3	5
Valve Only/Largest FR (mixed)	7.5	14.1	21	30.5	37.4	48.2

TECHNICAL
DATA
SHEET



BRISTAN

D6



Features:


- Slim design recessed shower valve will fit into a cavity space as small as 35mm for hassle-free installation.
- Includes integral two outlet diverter, which allows you to easily switch to an outlet of your choice such as a drench head or handset.
- Cartridge can be accessed from the front for easy servicing.
- Metal back plate and handles for added durability.
- Minimum cold water supply temperature is 4°C.

Product Certifications:



WRAS Certificate No: 2005901
WRAS Expiry Date: 31/05/2025

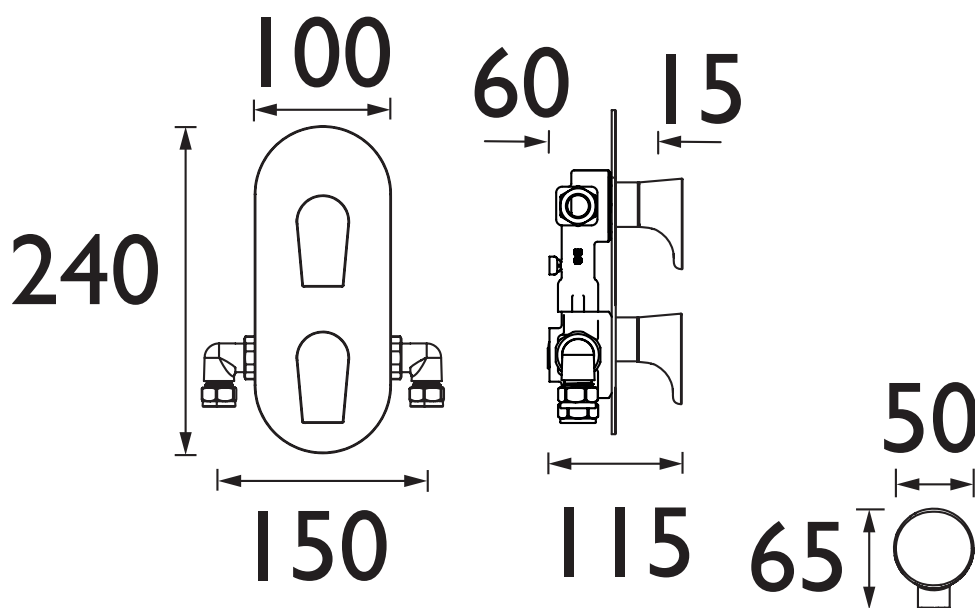
For more products, visit our website:
<http://www.bristan.com>



Specification

Finish/Colour:	Chrome Plated
Main Construction Material:	Brass; ABS
No of Controls:	2
Shower Type:	Dual Control
Shower Head Type:	None
Shower Kit:	N/A
Valve/Cartridge Type:	40mm Single Lever Cartridge
Maximum Hot Water Supply Temperature °C:	65
Plumbing System Suitability:	Suitable for all plumbing systems, ideally balanced
Minimum Dynamic Pressure (bar):	0.2
Maximum Dynamic Pressure (bar):	5
Maximum Static Pressure (bar):	10
Connection Inlet:	15mm Compression
Connection Outlet:	G 1/2"
Isolation Valve Included:	No
Check Valve Included:	Yes

Dimensions (measurements in mm)



Flow Rates (l/min)

System Pressure (bar)	0.2	0.5	1	2	3	5
Open Outlet (mixed)	8.5	13.4	19	26.9	32.9	42.5

TECHNICAL
DATA
SHEET



BRISTAN

D8