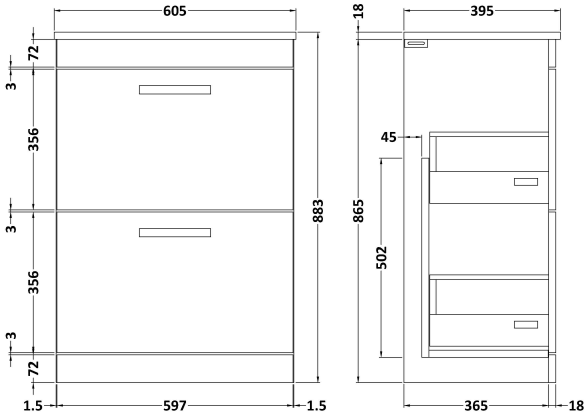


Sales Code: ATH034B

Description: 600 Fs 2-Drawer Vanity & Basin 2

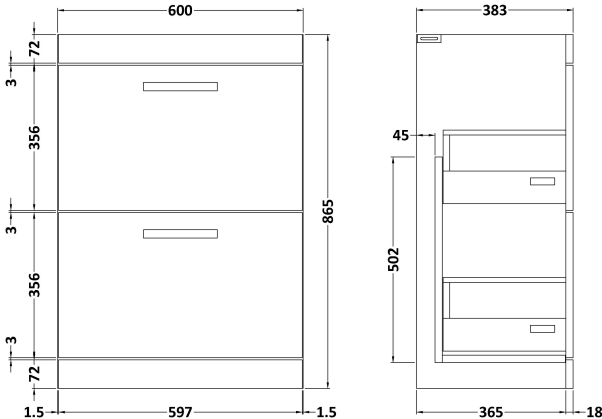



Packaging Details

Barcode: 5056211800255

Sales Code: MOE133

Description: 600 Floor Standing 2-Drawer Basin Unit



Product Dimensions

| | |
|-------------------|-----|
| Height (mm): | 865 |
| Width (mm): | 600 |
| Depth (mm): | 383 |
| Nett Weight (kg): | 26 |

Packaging Dimensions

| | |
|--------------------|------|
| Height (mm): | 885 |
| Width (mm): | 620 |
| Depth (mm): | 405 |
| Gross Weight (kg): | 26.5 |

Packaging Data

| | |
|---------------|-------------------------------|
| Box Colour: | Brown Cardboard Box - Printed |
| Box Qty: | 0 |
| Label Size: | 0 x 0 |
| Label Colour: | White Label |
| Label Qty: | 2 |

Outer Box Dimensions (If Applicable)

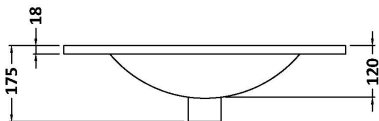
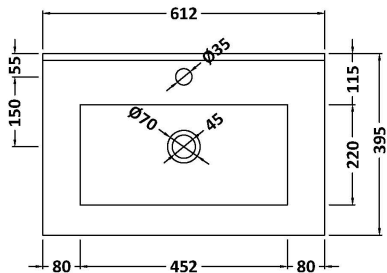
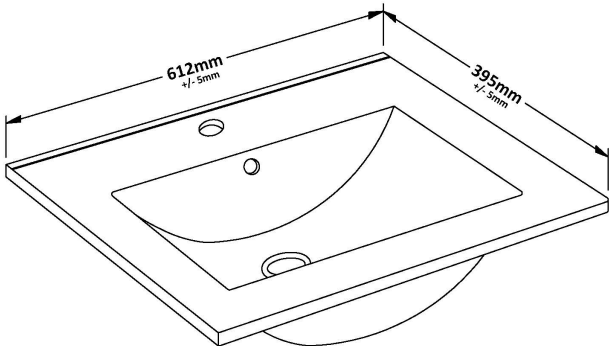
| | |
|--------------------|---------------|
| Height (mm): | |
| Width (mm): | |
| Depth (mm): | |
| Gross Weight (kg): | |
| Barcode: | 5055275880647 |

Product Details

| | |
|--------------------------|--------------------------------|
| Country of Origin: | China |
| Fitting Instruction: | No |
| CE & UKCA: | N/A |
| FSC Certified Materials: | Yes |
| Colour: | Gloss White |
| Construction Method: | Cam & Wood Dowel |
| Construction Type: | Rigid |
| Cabinet Finish: | MFC Painted Gloss |
| Fascia Finish: | Mdf Painted Gloss |
| Cabinet Thickness (mm): | 16 |
| Fascia Thickness (mm): | 18 |
| Drawer Included: | Yes |
| Drawer Type: | 80mm High Metal S/C Inc Galler |
| No of Shelves: | 0 |
| Hinge Type: | Not Applicable |
| Hinge Included: | Not Applicable |
| Adjustable Legs: | No, Not Required |
| Fixings Included: | Yes |
| Handle Style: | Contemporary |
| Waste Shroud: | Yes |
| Handle Included: | Yes, Supplied |
| Handle Type: | D-Shape |

Sales Code: NVM003

Description: Minimalist Basin 600mm



Product Dimensions

| | |
|-------------------|-------|
| Height (mm): | 170 |
| Width (mm): | 600 |
| Depth (mm): | 390 |
| Nett Weight (kg): | 10.76 |

Packaging Dimensions

| | |
|--------------------|-------|
| Height (mm): | 200 |
| Width (mm): | 400 |
| Depth (mm): | 620 |
| Gross Weight (kg): | 10.76 |

Packaging Data

| | |
|---------------|-------------------------------|
| Box Colour: | Brown Cardboard Box - Printed |
| Box Qty: | 1 |
| Label Size: | 100 x 50 |
| Label Colour: | White Label |
| Label Qty: | 2 |

Outer Box Dimensions (If Applicable)

| | |
|--------------------|---------------|
| Height (mm): | |
| Width (mm): | |
| Depth (mm): | |
| Gross Weight (kg): | |
| Barcode: | 5055146194668 |

Product Details

| | |
|------------------------------|------------------------|
| Country of Origin: | China |
| Fitting Instruction: | No |
| Certification: CE & UKCA: No | WRAS: N/A WRAS No: N/A |
| Product Material: | Vitreous China |
| Fixing Supplied: | No |

| | | |
|--------------|----------------------------|-------------------------------|
| Pans/Bidets: | Trap Style: Not Applicable | Includes Seat: Not Applicable |
|--------------|----------------------------|-------------------------------|

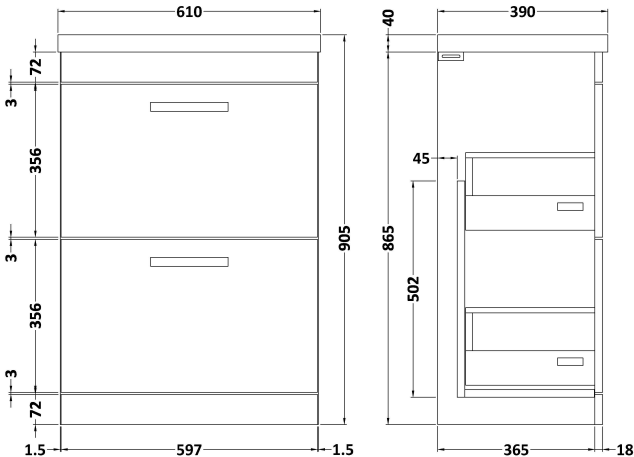
| | | |
|--------|--------------------------------|----------------------------|
| Seats: | Seat Type: Not Applicable | Material: Not Applicable |
| | Function: Not Applicable | Hinge Type: Not Applicable |
| | Hinge Material: Not Applicable | |

| | | |
|-----------|--------------------------------|--------------------------|
| Cisterns: | Operating Type: Not Applicable | Fittings: Not Applicable |
| | Lever Type: Not Applicable | |

| | | |
|---------|------------------------------|-------------------------|
| Basins: | Tap Hole: One Taphole | Chain Stay Hole: No |
| | Template: Not Required | Waste Type Req: Slotted |
| | Overflow Inc: Yes | Overflow Cover: Yes |
| | Inner Bowl Depth (mm): 130mm | |

Sales Code: ATH034A

Description: 600 Fs 2-Drawer Vanity & Basin 1

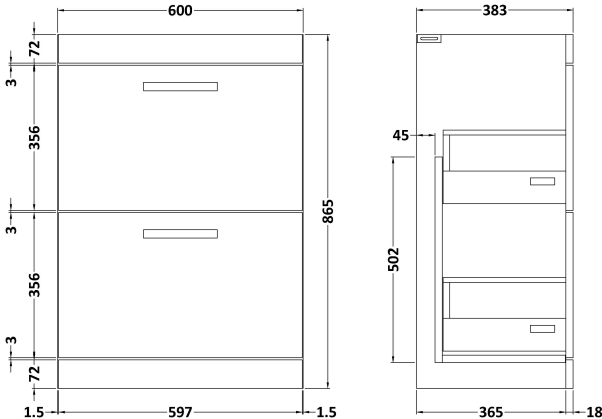



Packaging Details

Barcode: 5055275899533

Sales Code: MOE133

Description: 600 Floor Standing 2-Drawer Basin Unit



Product Dimensions

| | |
|-------------------|-----|
| Height (mm): | 865 |
| Width (mm): | 600 |
| Depth (mm): | 383 |
| Nett Weight (kg): | 26 |

Packaging Dimensions

| | |
|--------------------|------|
| Height (mm): | 885 |
| Width (mm): | 620 |
| Depth (mm): | 405 |
| Gross Weight (kg): | 26.5 |

Packaging Data

| | |
|---------------|-------------------------------|
| Box Colour: | Brown Cardboard Box - Printed |
| Box Qty: | 0 |
| Label Size: | 0 x 0 |
| Label Colour: | White Label |
| Label Qty: | 2 |

Outer Box Dimensions (If Applicable)

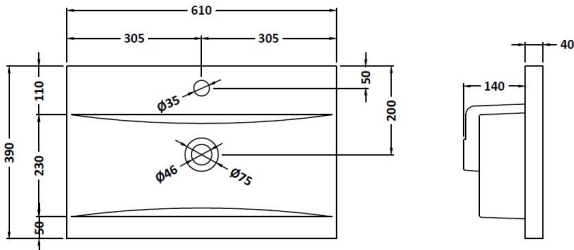
| | |
|--------------------|---------------|
| Height (mm): | |
| Width (mm): | |
| Depth (mm): | |
| Gross Weight (kg): | |
| Barcode: | 5055275880647 |

Product Details

| | |
|--------------------------|--------------------------------|
| Country of Origin: | China |
| Fitting Instruction: | No |
| CE & UKCA: | N/A |
| FSC Certified Materials: | Yes |
| Colour: | Gloss White |
| Construction Method: | Cam & Wood Dowel |
| Construction Type: | Rigid |
| Cabinet Finish: | MFC Painted Gloss |
| Fascia Finish: | Mdf Painted Gloss |
| Cabinet Thickness (mm): | 16 |
| Fascia Thickness (mm): | 18 |
| Drawer Included: | Yes |
| Drawer Type: | 80mm High Metal S/C Inc Galler |
| No of Shelves: | 0 |
| Hinge Type: | Not Applicable |
| Hinge Included: | Not Applicable |
| Adjustable Legs: | No, Not Required |
| Fixings Included: | Yes |
| Handle Style: | Contemporary |
| Waste Shroud: | Yes |
| Handle Included: | Yes, Supplied |
| Handle Type: | D-Shape |

Sales Code: NVM013

Description: 600 Mid-Edged Basin 1 Th



Product Dimensions

| | |
|-------------------|-----|
| Height (mm): | 180 |
| Width (mm): | 610 |
| Depth (mm): | 390 |
| Nett Weight (kg): | 11 |

Packaging Dimensions

| | |
|--------------------|-----|
| Height (mm): | 200 |
| Width (mm): | 410 |
| Depth (mm): | 630 |
| Gross Weight (kg): | 11 |

Packaging Data

| | |
|---------------|-------------------------------|
| Box Colour: | Brown Cardboard Box - Printed |
| Box Qty: | 1 |
| Label Size: | 100 x 50 |
| Label Colour: | White Label |
| Label Qty: | 2 |

Outer Box Dimensions (If Applicable)

| | |
|--------------------|---------------|
| Height (mm): | |
| Width (mm): | |
| Depth (mm): | |
| Gross Weight (kg): | |
| Barcode: | 5055369043415 |

Product Details

| | |
|---------------------------|----------------|
| Country of Origin: | China |
| Fitting Instruction: | No |
| Certification: CE & UKCA: | No |
| WRAS: | N/A |
| WRAS No: | N/A |
| Product Material: | Vitreous China |
| Fixing Supplied: | No |

| | | |
|--------------|----------------------------|-------------------------------|
| Pans/Bidets: | Trap Style: Not Applicable | Includes Seat: Not Applicable |
|--------------|----------------------------|-------------------------------|

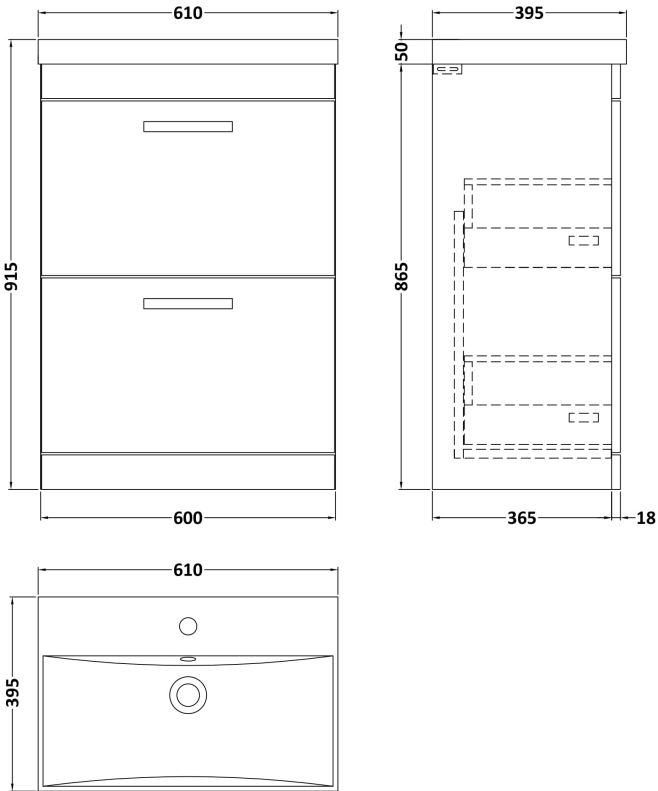
| | | |
|--------|--------------------------------|----------------------------|
| Seats: | Seat Type: Not Applicable | Material: Not Applicable |
| | Function: Not Applicable | Hinge Type: Not Applicable |
| | Hinge Material: Not Applicable | |

| | | |
|-----------|--------------------------------|--------------------------|
| Cisterns: | Operating Type: Not Applicable | Fittings: Not Applicable |
| | Lever Type: Not Applicable | |

| | | |
|---------|------------------------------|-------------------------|
| Basins: | Tap Hole: One Taphole | Chain Stay Hole: No |
| | Template: Not Required | Waste Type Req: Slotted |
| | Overflow Inc: Yes | Overflow Cover: Yes |
| | Inner Bowl Depth (mm): 125mm | |

Sales Code: ATH034D

Description: 600 Fs 2-Drawer Vanity & Basin 3

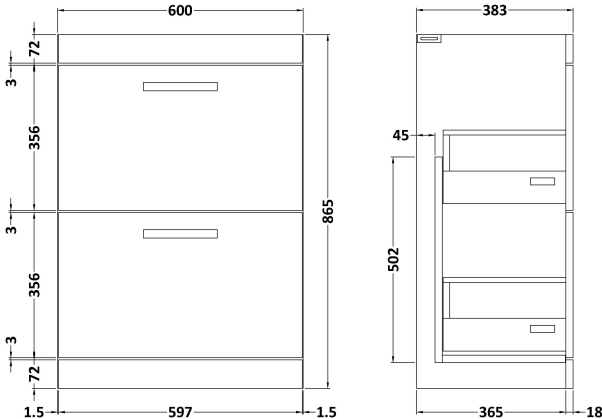



Packaging Details

Barcode: 5056211863991

Sales Code: MOE133

Description: 600 Floor Standing 2-Drawer Basin Unit



Product Dimensions

| | |
|-------------------|-----|
| Height (mm): | 865 |
| Width (mm): | 600 |
| Depth (mm): | 383 |
| Nett Weight (kg): | 26 |

Packaging Dimensions

| | |
|--------------------|------|
| Height (mm): | 885 |
| Width (mm): | 620 |
| Depth (mm): | 405 |
| Gross Weight (kg): | 26.5 |

Packaging Data

| | |
|---------------|-------------------------------|
| Box Colour: | Brown Cardboard Box - Printed |
| Box Qty: | 0 |
| Label Size: | 0 x 0 |
| Label Colour: | White Label |
| Label Qty: | 2 |

Outer Box Dimensions (If Applicable)

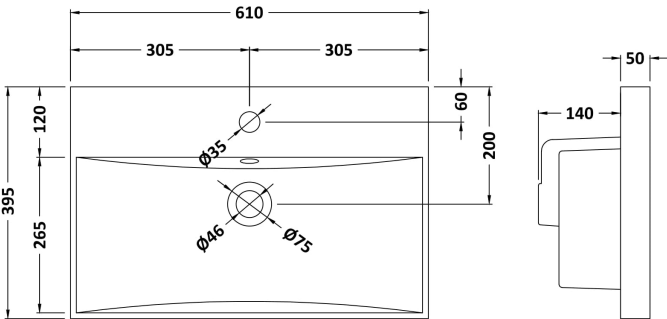
| | |
|--------------------|---------------|
| Height (mm): | |
| Width (mm): | |
| Depth (mm): | |
| Gross Weight (kg): | |
| Barcode: | 5055275880647 |

Product Details

| | |
|--------------------------|--------------------------------|
| Country of Origin: | China |
| Fitting Instruction: | No |
| CE & UKCA: | N/A |
| FSC Certified Materials: | Yes |
| Colour: | Gloss White |
| Construction Method: | Cam & Wood Dowel |
| Construction Type: | Rigid |
| Cabinet Finish: | MFC Painted Gloss |
| Fascia Finish: | Mdf Painted Gloss |
| Cabinet Thickness (mm): | 16 |
| Fascia Thickness (mm): | 18 |
| Drawer Included: | Yes |
| Drawer Type: | 80mm High Metal S/C Inc Galler |
| No of Shelves: | 0 |
| Hinge Type: | Not Applicable |
| Hinge Included: | Not Applicable |
| Adjustable Legs: | No, Not Required |
| Fixings Included: | Yes |
| Handle Style: | Contemporary |
| Waste Shroud: | Yes |
| Handle Included: | Yes, Supplied |
| Handle Type: | D-Shape |

Sales Code: NVM033

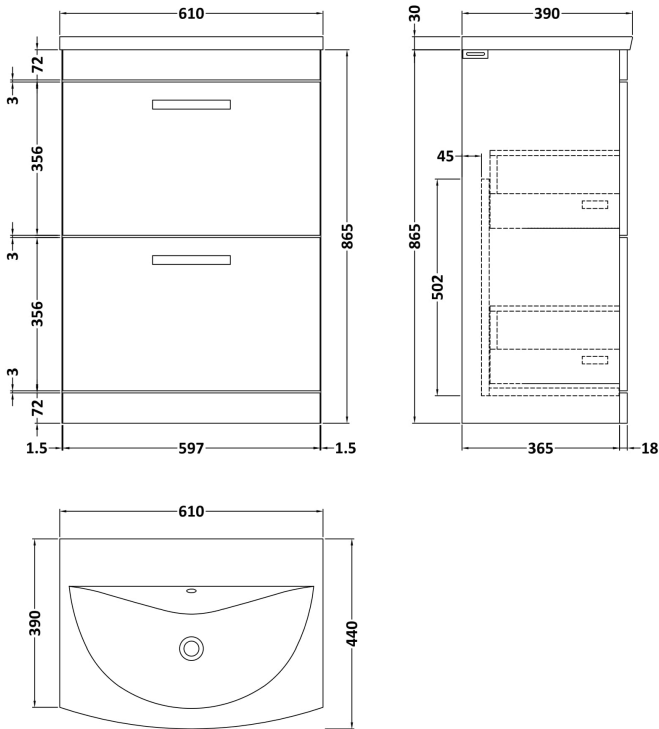
Description: 600 Thin Edged Basin 1Th



| | | |
|--------------------------------------|-------------------------------|-------------------------------|
| Product Dimensions | | |
| Height (mm): | 170 | |
| Width (mm): | 610 | |
| Depth (mm): | 395 | |
| Nett Weight (kg): | 11 | |
| Packaging Dimensions | | |
| Height (mm): | 190 | |
| Width (mm): | 630 | |
| Depth (mm): | 415 | |
| Gross Weight (kg): | 11.5 | |
| Packaging Data | | |
| Box Colour: | Brown Cardboard Box - Printed | |
| Box Qty: | 1 | |
| Label Size: | 100 x 50 | |
| Label Colour: | White Label | |
| Label Qty: | 2 | |
| Outer Box Dimensions (If Applicable) | | |
| Height (mm): | | |
| Width (mm): | | |
| Depth (mm): | | |
| Gross Weight (kg): | | |
| Barcode: | 5056211853428 | |
| Product Details | | |
| Country of Origin: | China | |
| Fitting Instruction: | No | |
| Certification: CE & UKCA: No | WRAS: N/A | WRAS No: N/A |
| Product Material: | Vitreous China | |
| Fixing Supplied: | No | |
| Pans/Bidets: | | |
| Trap Style: | Not Applicable | Includes Seat: Not Applicable |
| Seats: | | |
| Seat Type: | Not Applicable | Material: Not Applicable |
| Function: | Not Applicable | Hinge Type: Not Applicable |
| Hinge Material: | Not Applicable | |
| Cisterns: | | |
| Operating Type: | Not Applicable | Fittings: Not Applicable |
| Lever Type: | Not Applicable | |
| Basins: | | |
| Tap Hole: | One Taphole | Chain Stay Hole: No |
| Template: | Not Required | Waste Type Req: Slotted |
| Overflow Inc: | Yes | Overflow Cover: Yes |
| Inner Bowl Depth (mm): 125mm | | |

Sales Code: ATH034G

Description: 600 Fs 2-Drawer Vanity & Basin 4

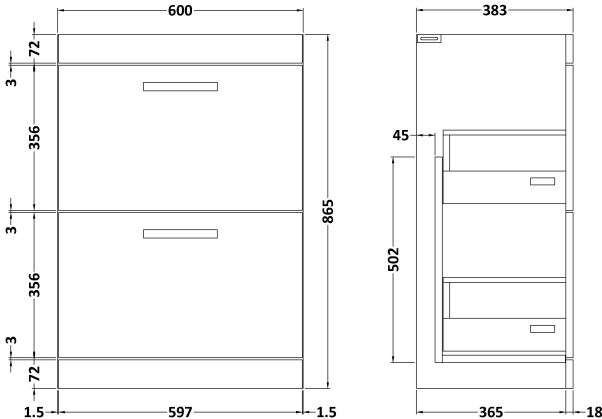



Packaging Details

Barcode: 5056462621838

Sales Code: MOE133

Description: 600 Floor Standing 2-Drawer Basin Unit



Product Dimensions

| | |
|-------------------|-----|
| Height (mm): | 865 |
| Width (mm): | 600 |
| Depth (mm): | 383 |
| Nett Weight (kg): | 26 |

Packaging Dimensions

| | |
|--------------------|------|
| Height (mm): | 885 |
| Width (mm): | 620 |
| Depth (mm): | 405 |
| Gross Weight (kg): | 26.5 |

Packaging Data

| | |
|---------------|-------------------------------|
| Box Colour: | Brown Cardboard Box - Printed |
| Box Qty: | 0 |
| Label Size: | 0 x 0 |
| Label Colour: | White Label |
| Label Qty: | 2 |

Outer Box Dimensions (If Applicable)

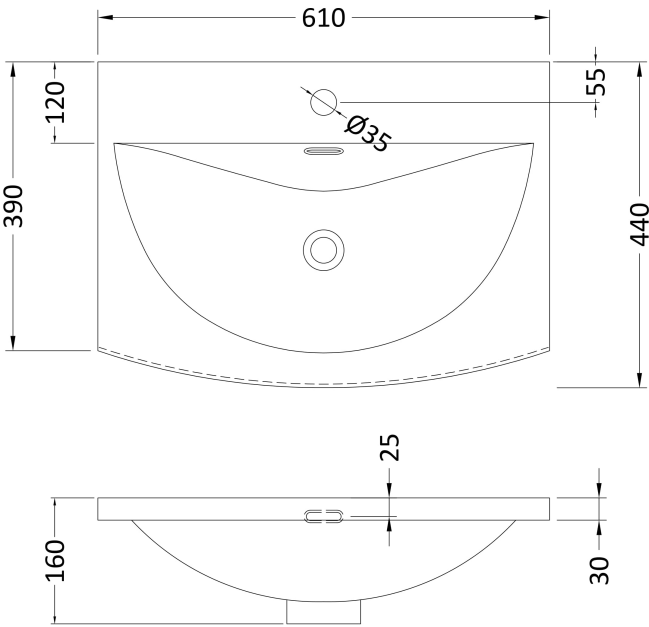
| | |
|--------------------|---------------|
| Height (mm): | |
| Width (mm): | |
| Depth (mm): | |
| Gross Weight (kg): | |
| Barcode: | 5055275880647 |

Product Details

| | |
|--------------------------|--------------------------------|
| Country of Origin: | China |
| Fitting Instruction: | No |
| CE & UKCA: | N/A |
| FSC Certified Materials: | Yes |
| Colour: | Gloss White |
| Construction Method: | Cam & Wood Dowel |
| Construction Type: | Rigid |
| Cabinet Finish: | MFC Painted Gloss |
| Fascia Finish: | Mdf Painted Gloss |
| Cabinet Thickness (mm): | 16 |
| Fascia Thickness (mm): | 18 |
| Drawer Included: | Yes |
| Drawer Type: | 80mm High Metal S/C Inc Galler |
| No of Shelves: | 0 |
| Hinge Type: | Not Applicable |
| Hinge Included: | Not Applicable |
| Adjustable Legs: | No, Not Required |
| Fixings Included: | Yes |
| Handle Style: | Contemporary |
| Waste Shroud: | Yes |
| Handle Included: | Yes, Supplied |
| Handle Type: | D-Shape |

Sales Code: NVM043

Description: 600 Curved Basin 1Th



Product Dimensions

| | |
|-------------------|-----|
| Height (mm): | 160 |
| Width (mm): | 610 |
| Depth (mm): | 440 |
| Nett Weight (kg): | 11 |

Packaging Dimensions

| | |
|--------------------|------|
| Height (mm): | 190 |
| Width (mm): | 630 |
| Depth (mm): | 415 |
| Gross Weight (kg): | 11.5 |

Packaging Data

| | |
|---------------|-------------------------------|
| Box Colour: | Brown Cardboard Box - Printed |
| Box Qty: | 1 |
| Label Size: | 100 x 50 |
| Label Colour: | White Label |
| Label Qty: | 2 |

Outer Box Dimensions (If Applicable)

| | |
|--------------------|---------------|
| Height (mm): | |
| Width (mm): | |
| Depth (mm): | |
| Gross Weight (kg): | |
| Barcode: | 5056462620961 |

Product Details

| | |
|---------------------------|----------------|
| Country of Origin: | China |
| Fitting Instruction: | No |
| Certification: CE & UKCA: | No |
| WRAS: | N/A |
| WRAS No: | N/A |
| Product Material: | Vitreous China |
| Fixing Supplied: | No |

| | | |
|--------------|----------------------------|-------------------------------|
| Pans/Bidets: | Trap Style: Not Applicable | Includes Seat: Not Applicable |
|--------------|----------------------------|-------------------------------|

| | | |
|--------|--------------------------------|----------------------------|
| Seats: | Seat Type: Not Applicable | Material: Not Applicable |
| | Function: Not Applicable | Hinge Type: Not Applicable |
| | Hinge Material: Not Applicable | |

| | | |
|-----------|--------------------------------|--------------------------|
| Cisterns: | Operating Type: Not Applicable | Fittings: Not Applicable |
| | Lever Type: Not Applicable | |

| | | |
|---------|------------------------------|-------------------------|
| Basins: | Tap Hole: One Taphole | Chain Stay Hole: No |
| | Template: Not Required | Waste Type Req: Slotted |
| | Overflow Inc: Yes | Overflow Cover: Yes |
| | Inner Bowl Depth (mm): 125mm | |