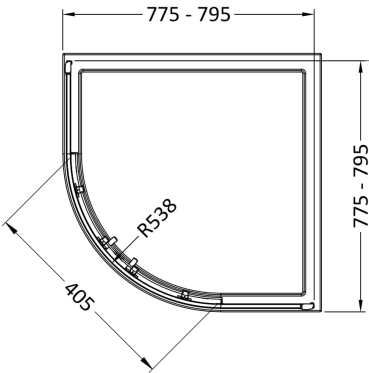
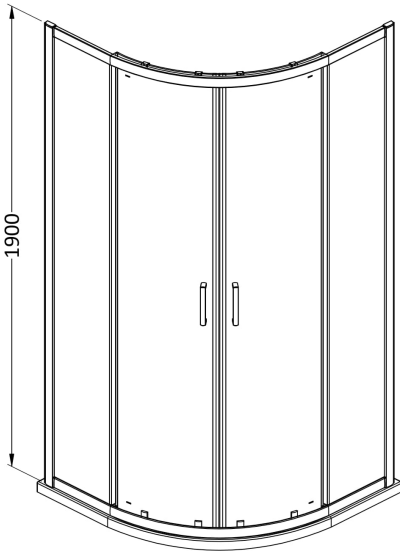


Sales Code: SMQU8-E6

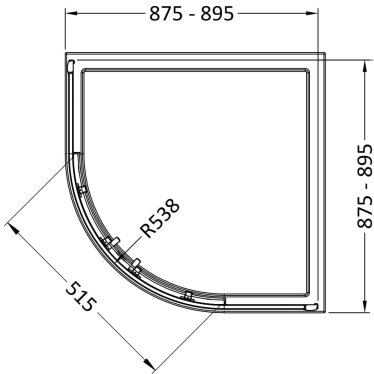
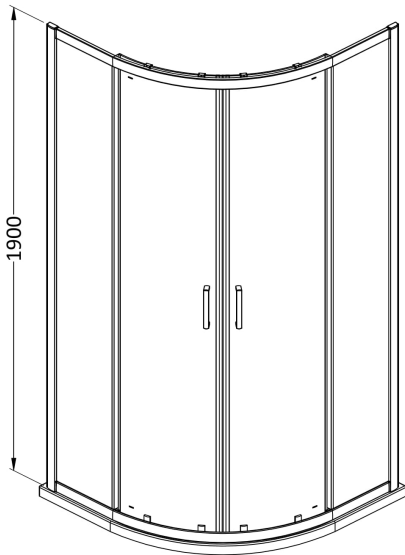
Description: 1900 X 800 X 800mm Quadrant



Product Dimensions	
Height (mm):	1900
Width (mm):	780
Depth (mm):	780
Nett Weight (kg):	38.3
Packaging Dimensions	
Height (mm):	1955
Width (mm):	425
Length (mm):	120
Gross Weight (kg):	38.3
Packaging Data	
Box Colour:	Brown Cardboard Box - Printed
Box Qty:	1
Label Size:	100 x 50
Label Colour:	Not Applicable
Label Qty:	0
Outer Box Dimensions (If Applicable)	
Height (mm):	
Width (mm):	
Depth (mm):	
Length (mm):	
Gross Weight (kg):	
Barcode:	5056678432488
Product Details	
Country of Origin:	China
Fitting Instruction:	No
CE & UKCA:	No
Profile Material:	Aluminium
Profile Finish:	Chrome
Adjustments (mm):	775mm - 795mm
Entry Width (mm):	405mm
Swing In Dim (mm):	N/A
Swing Out Dim (mm):	N/A
Radius (mm):	538 mm
Glass Thickness (mm):	6
Easy Fit:	Yes
Easy Clean:	No
Handle Style:	Square T Shape Handle
Handle Material:	ABS
Enclosure Design:	Framed
Wheel Type:	Dual, Quick Release
Support Bar Included:	Support Bar Not Included
Extras:	None

Sales Code: SMQU9-E6

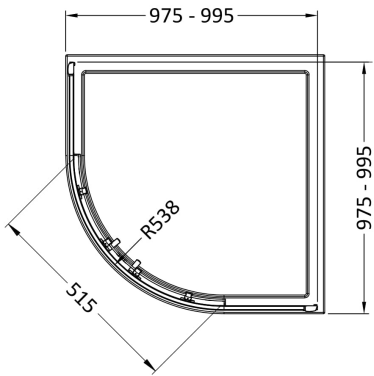
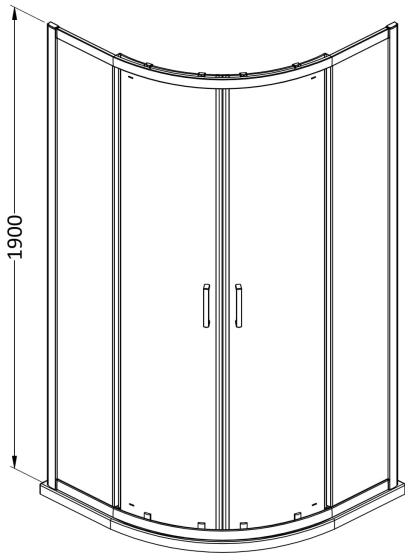
Description: 1900 X 900 X 900mm Quadrant



Product Dimensions	
Height (mm):	1900
Width (mm):	880
Depth (mm):	880
Nett Weight (kg):	41.2
Packaging Dimensions	
Height (mm):	1955
Width (mm):	425
Length (mm):	120
Gross Weight (kg):	41.2
Packaging Data	
Box Colour:	Brown Cardboard Box - Printed
Box Qty:	1
Label Size:	100 x 50
Label Colour:	Not Applicable
Label Qty:	0
Outer Box Dimensions (If Applicable)	
Height (mm):	
Width (mm):	
Depth (mm):	
Length (mm):	
Gross Weight (kg):	
Barcode:	5056678432495
Product Details	
Country of Origin:	China
Fitting Instruction:	No
CE & UKCA:	No
Profile Material:	Aluminium
Profile Finish:	Chrome
Adjustments (mm):	875mm - 895mm
Entry Width (mm):	515mm
Swing In Dim (mm):	N/A
Swing Out Dim (mm):	N/A
Radius (mm):	538 mm
Glass Thickness (mm):	6
Easy Fit:	Yes
Easy Clean:	No
Handle Style:	Square T Shape Handle
Handle Material:	ABS
Enclosure Design:	Framed
Wheel Type:	Dual, Quick Release
Support Bar Included:	Support Bar Not Included
Extras:	None

Sales Code: SMQU10-E6

Description: 1900 X 1000 X 1000mm Quadrant



Product Dimensions

Height (mm):	1900
Width (mm):	980
Depth (mm):	980
Nett Weight (kg):	51.8

Packaging Dimensions

Height (mm):	1955
Width (mm):	535
Length (mm):	120
Gross Weight (kg):	51.8

Packaging Data

Box Colour:	Brown Cardboard Box - Printed
Box Qty:	1
Label Size:	100 x 50
Label Colour:	Not Applicable
Label Qty:	0

Outer Box Dimensions (If Applicable)

Height (mm):	
Width (mm):	
Depth (mm):	
Length (mm):	
Gross Weight (kg):	
Barcode:	5056678432471

Product Details

Country of Origin:	China
Fitting Instruction:	No
CE & UKCA:	No
Profile Material:	Aluminium
Profile Finish:	Chrome
Adjustments (mm):	975mm-995mm
Entry Width (mm):	515mm
Swing In Dim (mm):	N/A
Swing Out Dim (mm):	N/A
Radius (mm):	538 mm
Glass Thickness (mm):	6
Easy Fit:	Yes
Easy Clean:	No
Handle Style:	Square T Shape Handle
Handle Material:	ABS
Enclosure Design:	Framed
Wheel Type:	Dual, Quick Release
Support Bar Included:	Support Bar Not Included
Extras:	None