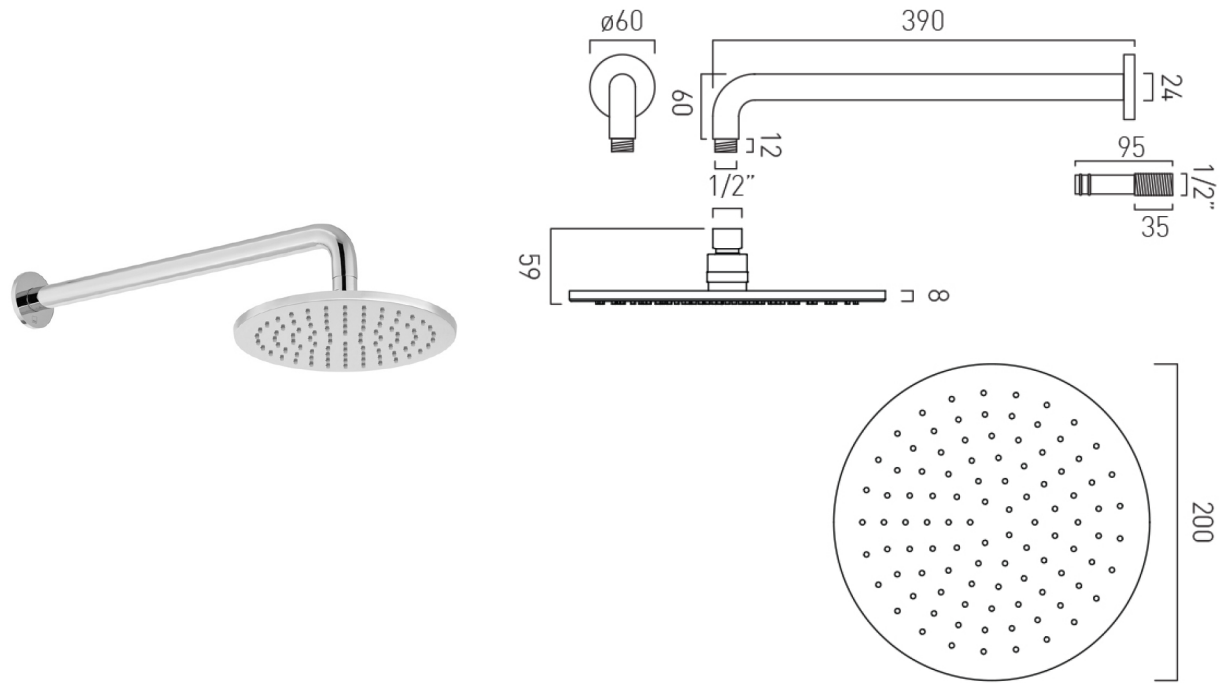


# SPECIFICATION SHEET

COLLECTION: NEBULA  
PRODUCT CODE: NEB-R0/20-SA-CP



SHOWER TYPE

Shower Head

MOUNTING

Wall Mounted

WITH AIR-INJECTION TECHNOLOGY

No

FUNCTIONS

1

PLUMBING SYSTEM SUITABILITY

Gravity System, Pumped System, Combination Boiler, Pressurised System

RUB-CLEAN NOZZLES

Yes

SELF-CLEANING

No

WITH SHOWER ARM

1

SHOWER HEAD SIZE

200mm (8") diameter

COLLECTION NAME

Nebula

FINISH

Chrome

MINIMUM OPERATING PRESSURE

0.2 Bar LP

MAXIMUM OPERATING PRESSURE

5.0 Bar HP

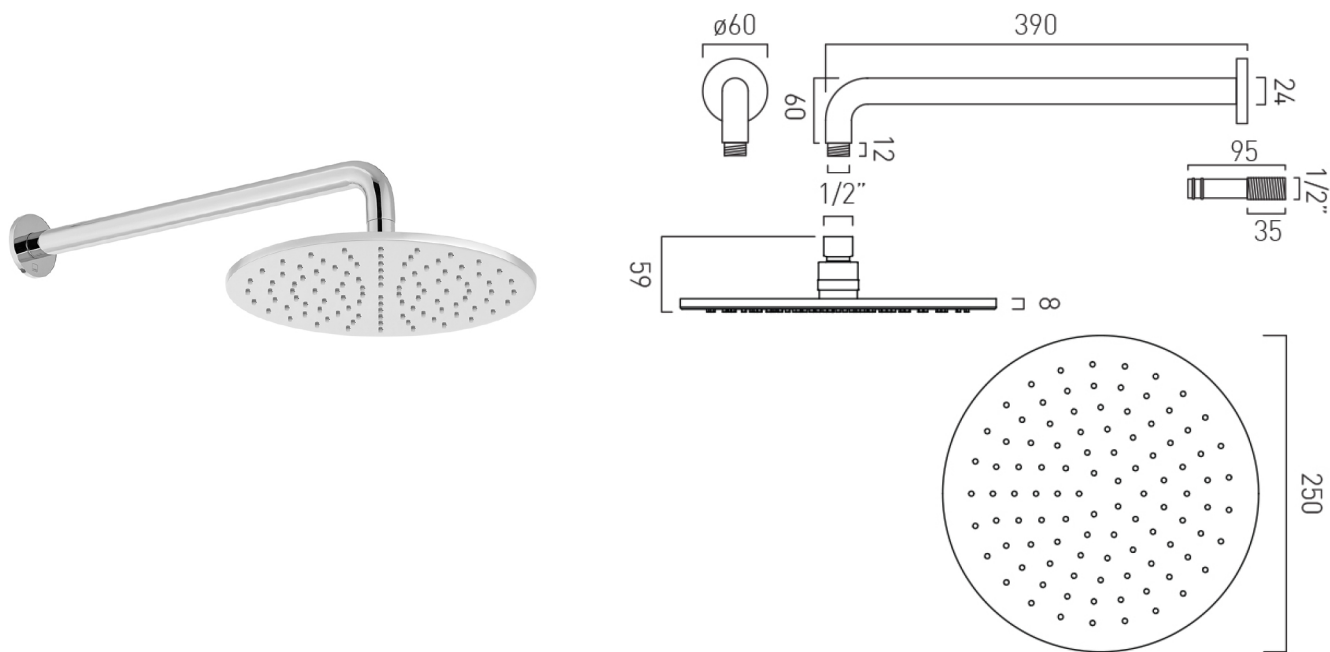
GUARANTEE

15 Year Guarantee



# SPECIFICATION SHEET

COLLECTION: NEBULA  
PRODUCT CODE: NEB-R0/25-SA-CP



SHOWER TYPE

Shower Head

PLUMBING SYSTEM SUITABILITY

Pumped System

MOUNTING

Wall Mounted

STYLE

Round

WITH AIR-INJECTION TECHNOLOGY

No

FUNCTIONS

Single Function

RUB-CLEAN NOZZLES

Yes

SELF-CLEANING

No

WITH SHOWER ARM

Wall Mounted Arm

GUARANTEE

15 Year Guarantee

SHOWER HEAD SIZE

250mm (10") diameter

MATERIAL

Brass

COLLECTION NAME

Nebula

FINISH

Chrome

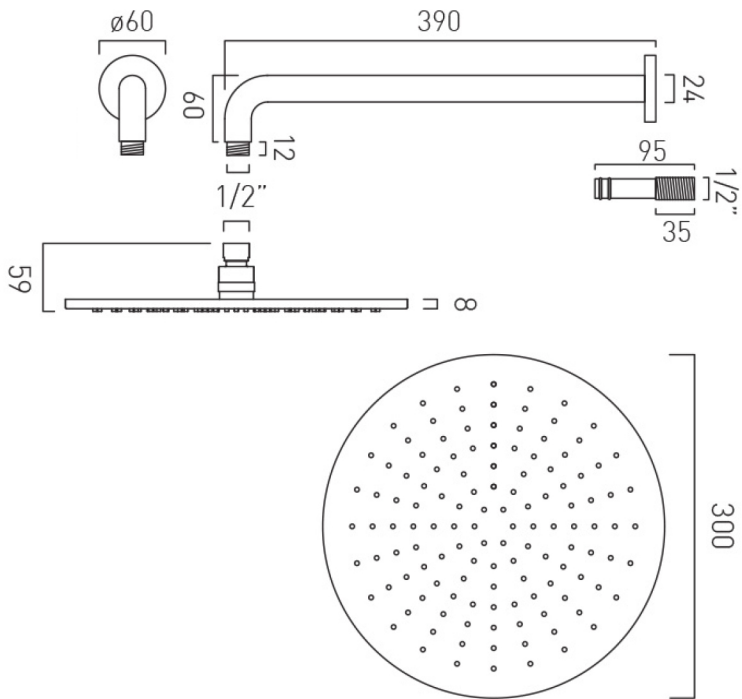
MINIMUM OPERATING PRESSURE

1.0 Bar MP



# SPECIFICATION SHEET

COLLECTION: NEBULA  
PRODUCT CODE: NEB-R0/30-SA-CP



SHOWER TYPE

Shower Head

PLUMBING SYSTEM SUITABILITY

Pumped System, Combination Boiler, Pressurised System

MOUNTING

Wall Mounted

WITH AIR-INJECTION TECHNOLOGY

No

FUNCTIONS

1

RUB-CLEAN NOZZLES

Yes

SELF-CLEANING

No

WITH SHOWER ARM

1

SHOWER HEAD SIZE

300mm (12") diameter

COLLECTION NAME

Nebula

FINISH

Chrome

MINIMUM OPERATING PRESSURE

1.0 Bar MP

MAXIMUM OPERATING PRESSURE

5.0 Bar HP

GUARANTEE

15 Year Guarantee

