


Atlas

GRAB RAIL PACK- 600MM - EXPOSED FIXING - WHITE



Product Code	EDMWHPACK
Weight (Kg)	7.8
Material	Steel
Colour	White

Blue: EDMBLPACK
Satin S/S: EDMSSPACK
Polished S/S: EDMPSSPACK
Grey: EDMGRPACK



RAL9016
LRV - 87.67



RAL5011
LRV - 5.52



RAL7005
LRV - 18.52



Polished s/s
LRV - 58



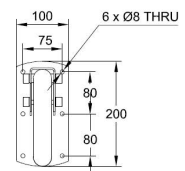
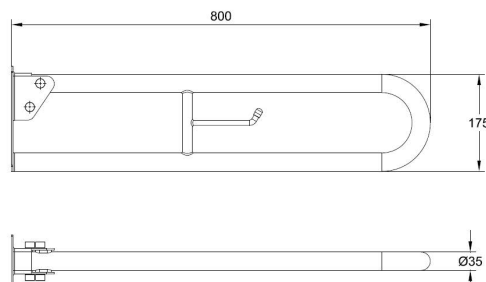
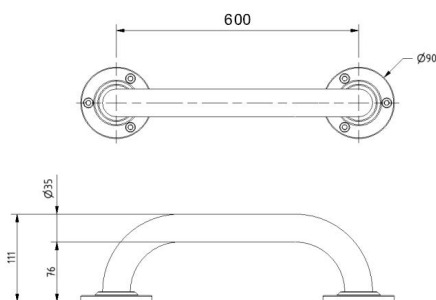
Satin s/s
LRV - 41

Key features:

- 5 x 600mm length grab rails
- 1 x 800mm Hinged rail
- Exposed fixings
- Colour options provide contrast options from the wall

Description:

Designed with the user in mind, these grab rails help to provide extra points of contact around the room making the bathroom more accessible. These rails are for use where additional assistance may be required.



All dimensions are approximate and subject to normal variation. Although every effort is made not to change the above product specification, Lecico reserve the right to do so without prior notification if necessary. All guarantees are against manufacturers defects. Full information on guarantees available upon request.