


# PRODUCT DATA SHEET



**PRODUCT CODE**  
PRO300T+

**RANGE**  
MPRO

**DESCRIPTION**  
MPR0 300mm Fixed Head Slate

**WEBSITE LINK** [Click Here](#)

CATEGORY	Brassware
WARRANTY DETAILS	15 Years
COLOUR	SLATE
FINISH APPLICATION	PVD
PRIMARY MATERIAL	Brass
INSTALL TYPE	Ceiling Mounted
PRODUCT WIDTH MM	300
PRODUCT HEIGHT MM	58
PRODUCT LENGTH MM	300
PRODUCT NET WEIGHT KG	1.9
STANDARDS	BSEN1112:2008

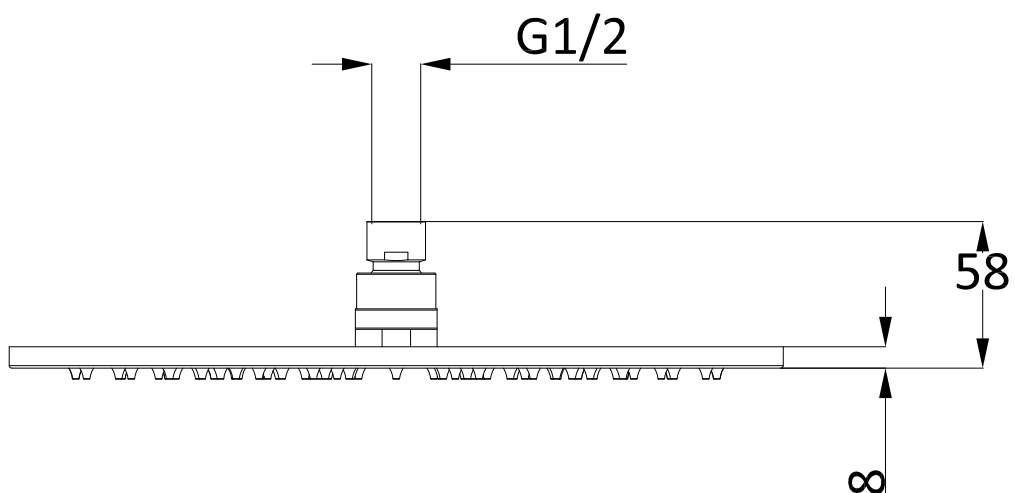
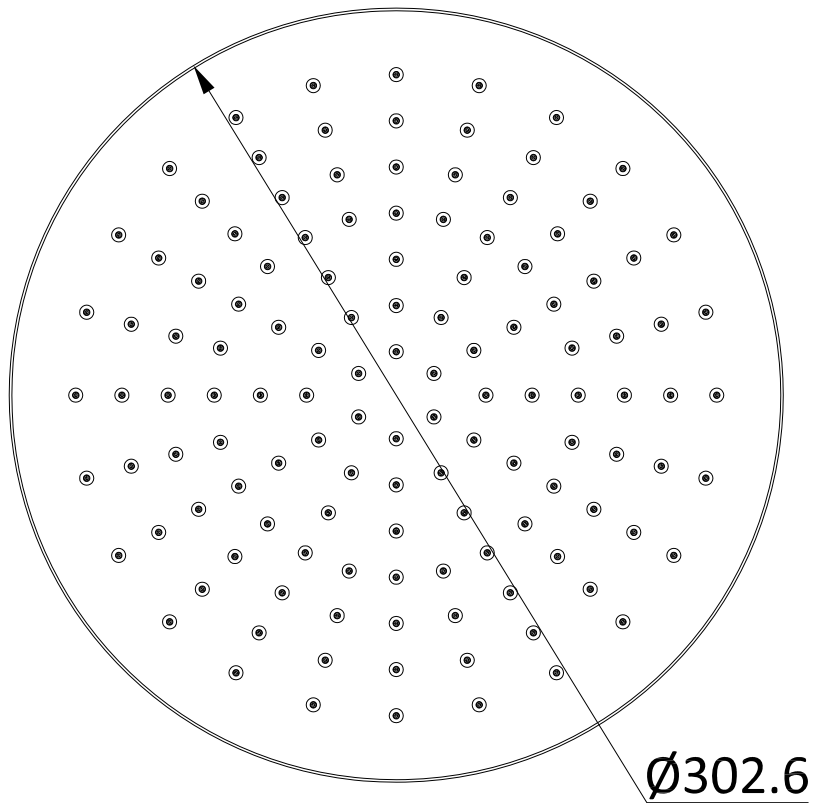
MINIMUM PRESSURE (BAR)	0.5
MAX WORKING PRESSURE (BAR)	5
NUMBER OF OUTLETS	1
INLET CONNECTIONS THREAD	G1/2"
WASTE INCLUDED	No
ANTI-SCALD	No
ENERGY SAVING	No
SHOWER HOSE & HANDSET ARE INCLUDED	No

PRESSURE (BAR)	0.2	0.5	1	2	3	4	5
PRIMARY FLOWRATE		7	10	13	16	20	
HANDSET FLOWRATE							
MASSAGE FLOW RATE							
AIR FLOW RATE							
WIRE FLOW RATE							
WATERFALL FLOW RATE							
MIST FLOW RATE							
HANDSPRAY FLOW RATE							

## TECHNICAL DIMENSIONS

Dimensions in mm unless otherwise specified.

Tolerances (per material type) apply.



## SPARES LIST

Only the parts labelled are available as spares.

NO SPARES AVAILABLE