

PRODUCT DATA SHEET



PRODUCT CODE
PRO1500LBPC

RANGE
MPRO

DESCRIPTION
MPRO 2 Handle Trimset (must be paired with WLBP1500RC+) Chrome

WEBSITE LINK [Click Here](#)



CATEGORY	Brassware
WARRANTY DETAILS	15 Years
COLOUR	Chrome
FINISH APPLICATION	Electroplated
PRIMARY MATERIAL	Brass
INSTALL TYPE	Wall Mounted
PRODUCT WIDTH MM	120
PRODUCT HEIGHT MM	215
PRODUCT NET WEIGHT KG	1.4

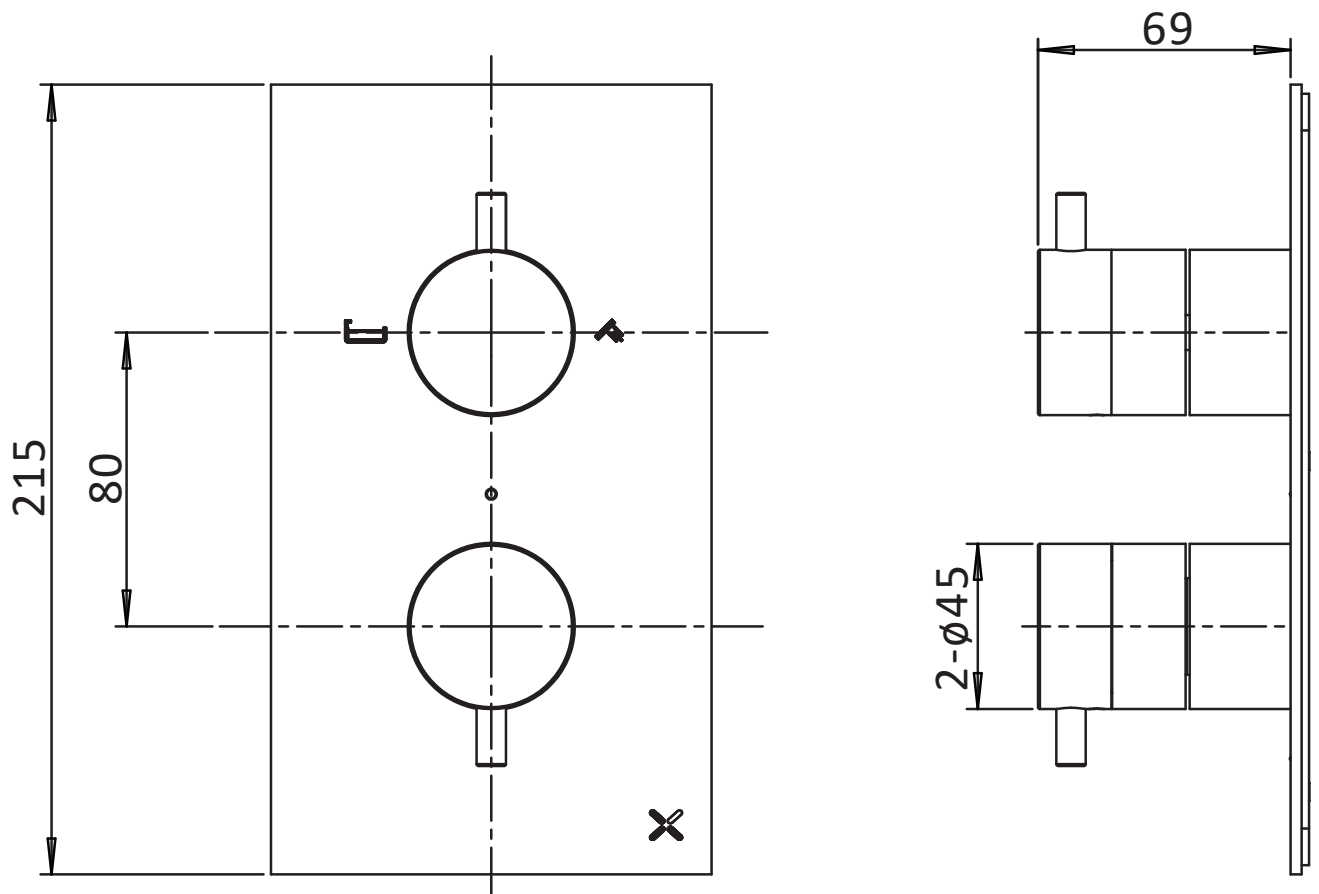
SWIVEL SPOUT	No
WASTE INCLUDED	No
ANTI-SCALD	No
ENERGY SAVING	No
SHOWER HOSE & HANDSET ARE INCLUDED	No

PRESSURE (BAR)	0.2	0.5	1	2	3	4	5
PRIMARY FLOWRATE							
HANDSET FLOWRATE							
MASSAGE FLOW RATE							
AIR FLOW RATE							
WIRE FLOW RATE							
WATERFALL FLOW RATE							
MIST FLOW RATE							
HANDSPRAY FLOW RATE							

TECHNICAL DIMENSIONS

Dimensions in mm unless otherwise specified.

Tolerances (per material type) apply.



PRODUCT DATA SHEET



PRODUCT CODE
WLBP1500R

RANGE
Thermo SV

DESCRIPTION
2 Way Diverter Valve Body With No Collars

WEBSITE LINK [Click Here](#)

CATEGORY	Brassware
WARRANTY DETAILS	15 Years
PRIMARY MATERIAL	Brass
INSTALL TYPE	Wall Mounted
PRODUCT WIDTH MM	66
PRODUCT HEIGHT MM	184
PRODUCT DEPTH MM	132
PRODUCT NET WEIGHT KG	2.5
MINIMUM PRESSURE (BAR)	0.5
MAX WORKING PRESSURE (BAR)	5

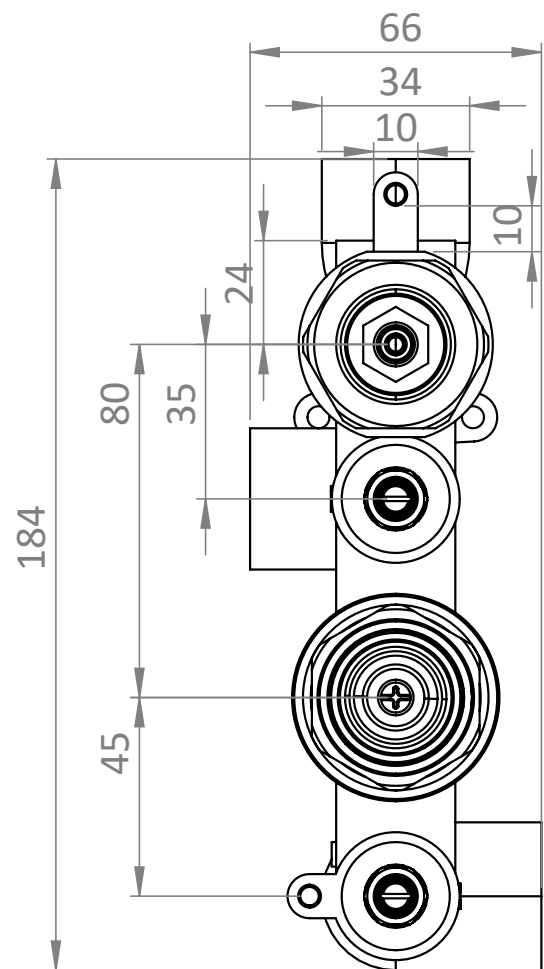
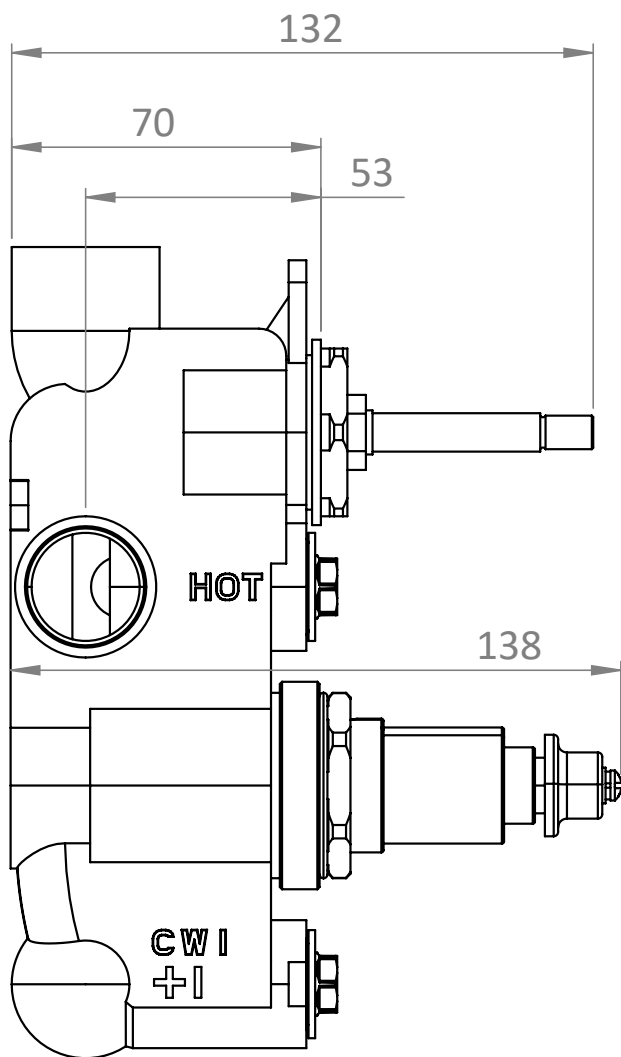
STANDARDS	BS EN 1111:2017
NUMBER OF OUTLETS	2
NUMBER OF FUNCTIONS	2
HEADWORK	Diverter and Thermostatic Cartridge
SWIVEL SPOUT	No
INLET CONNECTIONS THREAD	G3/4"
OUTLET CONNECTIONS THREAD	G3/4"
WASTE INCLUDED	No
ANTI-SCALD	No
ENERGY SAVING	No
SHOWER HOSE & HANDSET ARE INCLUDED	No

PRESSURE (BAR)	0.2	0.5	1	2	3	4	5
PRIMARY FLOWRATE		14.05	20.62	31.06	38.13		50.47
HANDSET FLOWRATE							
MASSAGE FLOW RATE							
AIR FLOW RATE							
WIRE FLOW RATE							
WATERFALL FLOW RATE							
MIST FLOW RATE							
HANDSPRAY FLOW RATE							

TECHNICAL DIMENSIONS

Dimensions in mm unless otherwise specified.

Tolerances (per material type) apply.



PRODUCT DATA SHEET



PRODUCT CODE
SK971C

RANGE
Shower Kit

DESCRIPTION
Shower Set with Outlet Elbow Chrome

CATEGORY	Brassware
WARRANTY DETAILS	15 Years
COLOUR	Chrome
FINISH APPLICATION	Electroplated
PRIMARY MATERIAL	Brass
SECONDARY MATERIAL	ABS
INSTALL TYPE	Wall Mounted
PRODUCT WIDTH MM	111
PRODUCT HEIGHT MM	698
PRODUCT DEPTH MM	45
PRODUCT NET WEIGHT KG	1.64
MINIMUM PRESSURE (BAR)	1
MAX WORKING PRESSURE (BAR)	5

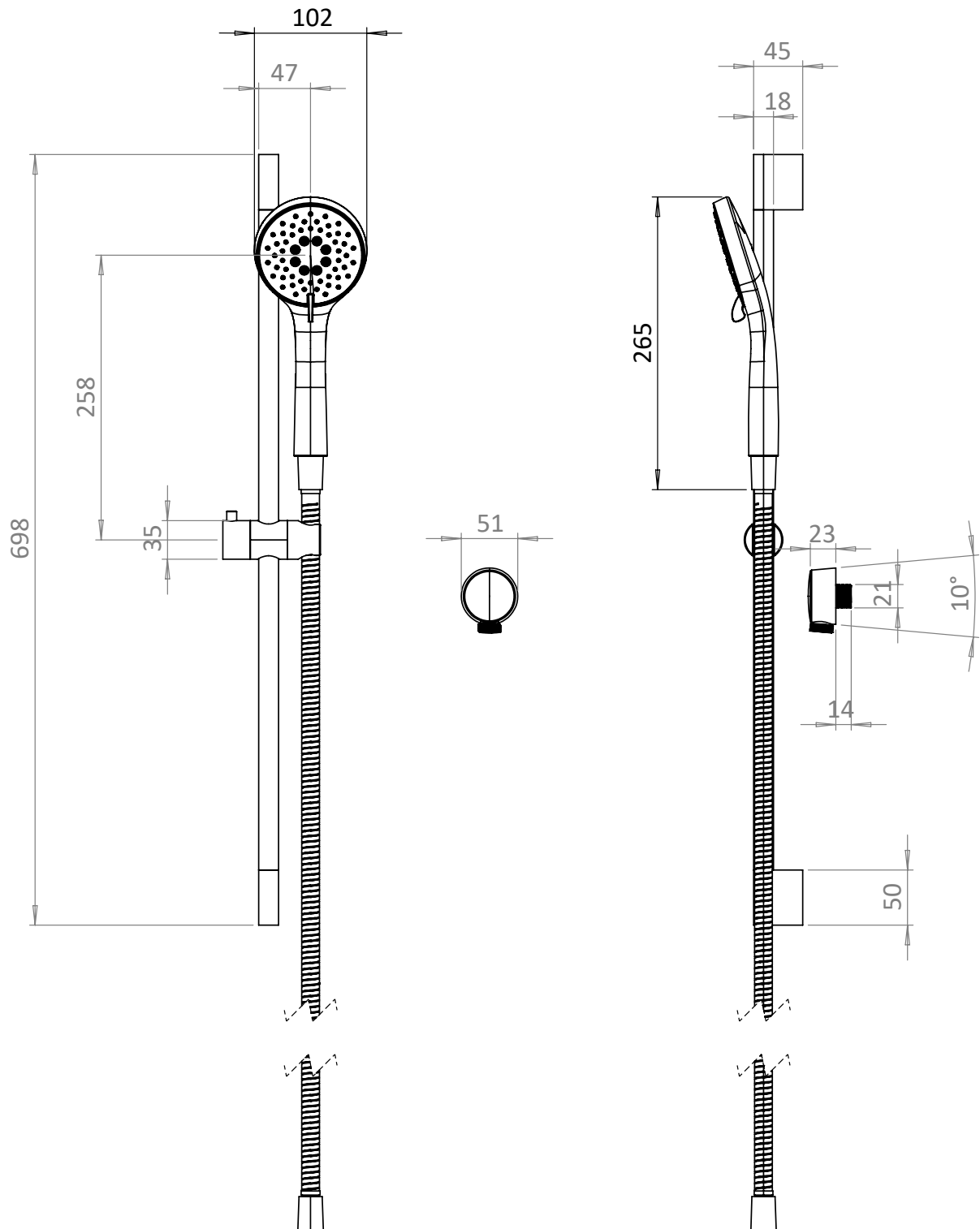
APPROVAL	WRAS 240688010
NUMBER OF OUTLETS	1
NUMBER OF FUNCTIONS	3
INLET CONNECTIONS THREAD	G1/2"
WASTE INCLUDED	No
ANTI-SCALD	No
ENERGY SAVING	No
SHOWER HOSE & HANDSET ARE INCLUDED	Yes

PRESSURE (BAR)	0.2	0.5	1	2	3	4	5
PRIMARY FLOWRATE			10.29	13.26	15.18	17.76	19.38
HANDSET FLOWRATE							
MASSAGE FLOW RATE							
AIR FLOW RATE							
WIRE FLOW RATE							
WATERFALL FLOW RATE							
MIST FLOW RATE							
HANDSPRAY FLOW RATE							

TECHNICAL DIMENSIONS

Dimensions in mm unless otherwise specified.

Tolerances (per material type) apply.



PRODUCT DATA SHEET



PRODUCT CODE
PRO0351C

RANGE
MPRO

DESCRIPTION
MPRO Bath Click Clack Waste & Filler Chrome

WEBSITE LINK [Click Here](#)

CATEGORY	Brassware
WARRANTY DETAILS	2 Years
COLOUR	Chrome
FINISH APPLICATION	Electroplated
PRIMARY MATERIAL	Brass
INSTALL TYPE	Bath Mounted
PRODUCT WIDTH MM	332
PRODUCT HEIGHT MM	130
PRODUCT LENGTH MM	250
PRODUCT NET WEIGHT KG	0.95
MINIMUM PRESSURE (BAR)	0.5
MAX WORKING PRESSURE (BAR)	5

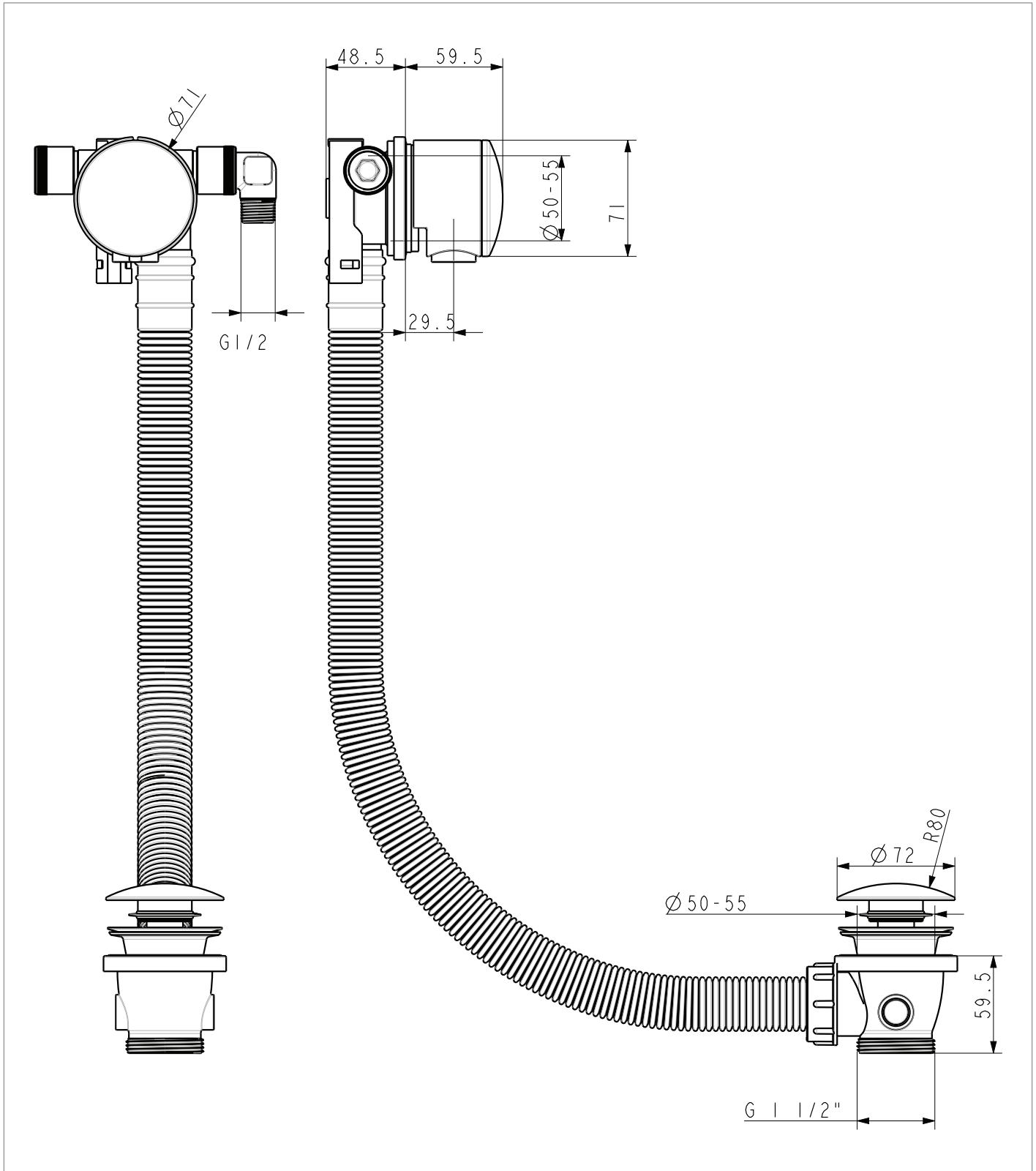
NUMBER OF OUTLETS	1
SPOUT PROJECTION	41
SWIVEL SPOUT	No
INLET CONNECTIONS THREAD	1/2"
OUTLET CONNECTIONS THREAD	1 1/2"
WASTE INCLUDED	Yes
ANTI-SCALD	No
ENERGY SAVING	No
SHOWER HOSE & HANDSET ARE INCLUDED	No

PRESSURE (BAR)	0.2	0.5	1	2	3	4	5
PRIMARY FLOWRATE							
HANDSET FLOWRATE							
MASSAGE FLOW RATE							
AIR FLOW RATE							
WIRE FLOW RATE							
WATERFALL FLOW RATE							
MIST FLOW RATE							
HANDSPRAY FLOW RATE							

TECHNICAL DIMENSIONS

Dimensions in mm unless otherwise specified.

Tolerances (per material type) apply.



TECHNICAL DIMENSIONS

Dimensions in mm unless otherwise specified.

Tolerances (per material type) apply.

