

**Sales Code:** ENZET055

**Barcode:** 5056678467343

**Brand:** nuie

**Description:** nuie Rene 890mm Framed Chrome Bi-fold Door, Side Panel & Tray



*Technical Drawing Not Available*

### Product Dimensions

Product	1900 x 890 x 39mm (H x W x D)
Nett Weight	74.08 kg
Packaged Weight	84.1 kg

### Product Details

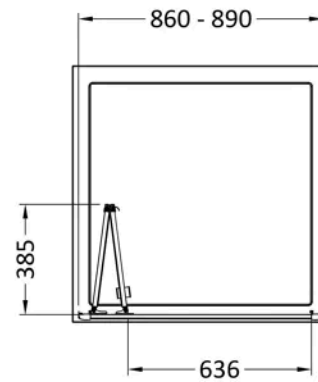
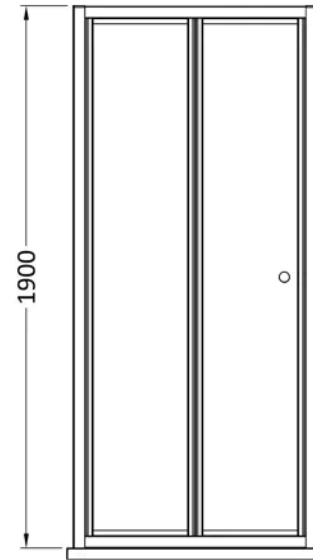
Country of Origin	China
Product Material	Acrylic Capped Abs Caco3 And Pu,Aluminium,Glass
Colour/Finish	Chrome
Style	Contemporary
Easy Clean	No
Adjustment Max	890
Adjustment Min	850
Ce Certified	Yes
Easy Fit	Yes
Enclosure Design	Framed
Entry Width	636 mm
Frame Finish	Chrome
Glass Thickness	4 mm
Handle Material	ABS
Handles Included	Yes
Raised Edge	Yes
Return Panel Included	No
Slip Resistant	No
Support Bar Included	No
Waste Included	No
Waste Shape	Round
Waste Size Required	90mm
Wheel Type	Captive and Fixed

**Sales Code:** SMBD9-E6

**Barcode:** 5056678433539

**Brand:** nuie

**Description:** nuie Rene 900mm Framed Chrome Bi-fold Shower Door



**Product Dimensions**

Product	1900 x 890 x 39mm (H x W x D)
Packaged	1955 x 895 x 85mm (H x W x D)
Nett Weight	26.7 kg
Packaged Weight	26.7 kg

**Product Details**

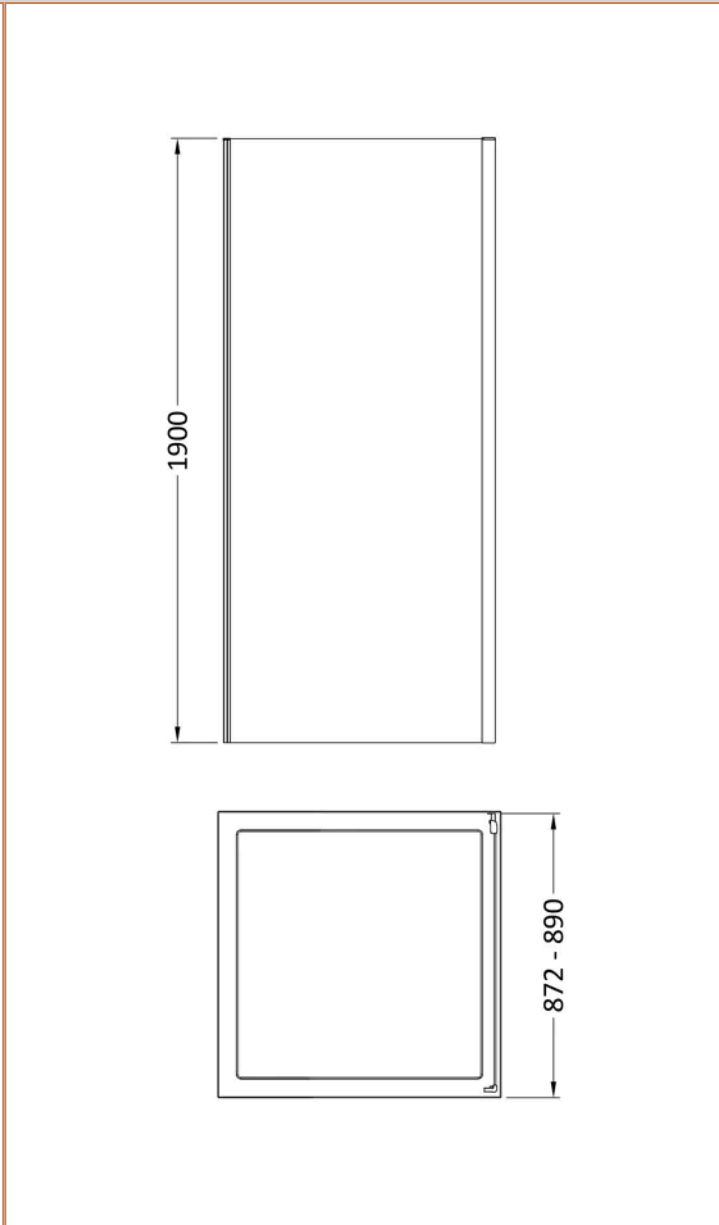
Country of Origin	China
Product Material	Aluminium
Colour/Finish	Chrome
Style	Contemporary
Handle Type	Knob
Fixings Included	Yes
Easy Clean	No
Adjustment Max	890
Adjustment Min	860
Ce Certified	Yes
Easy Fit	Yes
Enclosure Design	Framed
Entry Width	636 mm
Frame Finish	Chrome
Glass Thickness	4 mm
Handle Material	ABS
Handles Included	Yes
No. Doors	1
Wheel Type	Captive and Fixed

**Sales Code:** SMSP90-E6

**Barcode:** 5056678432372

**Brand:** nuie

**Description:** nuie Rene 900mm Semi-Frameless Chrome Side Panel



**Product Dimensions**

Product	1900 x 890 x 31mm (H x W x D)
Packaged	1962 x 890 x 60mm (H x W x D)
Nett Weight	25.8 kg
Packaged Weight	25.8 kg

**Product Details**

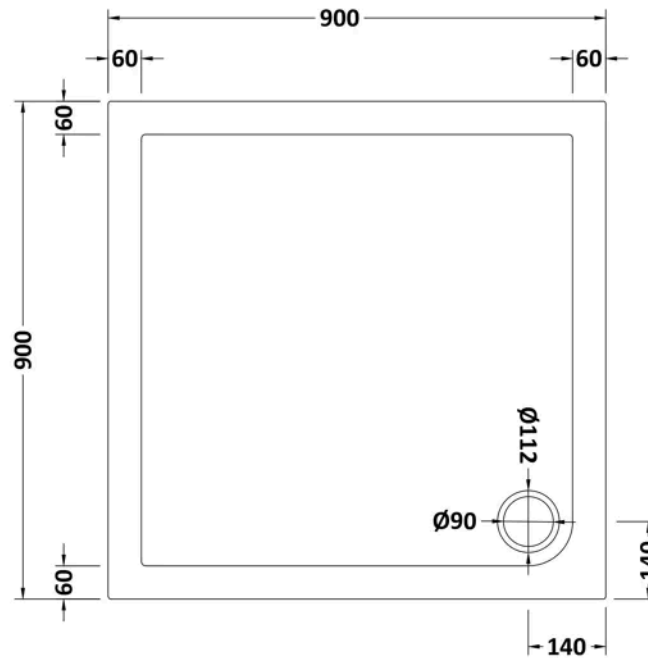
Country of Origin	China
Product Material	Aluminium
Colour/Finish	Chrome
Style	Contemporary
Fixings Included	Yes
Easy Clean	No
Adjustment Max	890
Adjustment Min	872
Ce Certified	Yes
Easy Fit	Yes
Enclosure Design	Semi-Frameless
Frame Finish	Chrome
Glass Thickness	6 mm

**Sales Code:** NTP010

**Barcode:** 5055369006410

**Brand:** nuie

**Description:** 900 x 900mm Square Shower Tray



### Product Dimensions

Product	40 x 900 x 900mm (H x W x L)
Packaged	80 x 940 x 940mm (H x W x D)
Nett Weight	24.5 kg
Packaged Weight	24.8 kg

### Product Details

Country of Origin	United Kingdom
Product Material	Acrylic Capped Abs Caco3 And Pu
Colour/Finish	White
Style	Contemporary
Fixings Included	No
Ce Certified	Yes
Leg Set Included	No
Legs Included	No
Raised Edge	Yes
Slip Resistant	No
Waste Included	No
Waste Size Required	90mm