



STUDIO MD006


Simple style, with bold straight cross rails and discreet fixed brackets and a hidden rear air vent. Manufactured from high quality brass in an brushed brass finish as standard.



720mm



1000mm



1435mm



STUDIO

Tube Ø 31.8mm + 25.4mm

Dimensions (mm)

Bar

Pipe

ΔT 50°C

ΔT 60°C

H

W

D

Bar

Pipe

ΔT 50°C

ΔT 60°C

H

W

D

Bar

Pipe

ΔT 50°C

ΔT 60°C

H

W

D

Bar

Pipe

ΔT 50°C

ΔT 60°C

H

W

D

Bar

Pipe

ΔT 50°C

ΔT 60°C

H

W

D

Bar

Pipe

ΔT 50°C

ΔT 60°C

H

W

D

Bar

Pipe

ΔT 50°C

ΔT 60°C

H

W

D

Bar

Pipe

ΔT 50°C

ΔT 60°C

H

W

D

Bar

Pipe

ΔT 50°C

ΔT 60°C

H

W

D

Bar

Pipe

ΔT 50°C

ΔT 60°C

H

W

D

Bar

Pipe

ΔT 50°C

ΔT 60°C

H

W

D

Bar

Pipe

ΔT 50°C

ΔT 60°C

H

W

D

Bar

Pipe

ΔT 50°C

ΔT 60°C

H

W

D

Bar

Pipe

ΔT 50°C

ΔT 60°C

H

W

D

Bar

Pipe

ΔT 50°C

ΔT 60°C

H

W

D

Bar

Pipe

ΔT 50°C

ΔT 60°C

H

W

D

Bar

Pipe

ΔT 50°C

ΔT 60°C

H

W

D

Bar

Pipe

ΔT 50°C

ΔT 60°C

H

W

D

Bar

Pipe

ΔT 50°C

ΔT 60°C

H

W

D

Bar

Pipe

ΔT 50°C

ΔT 60°C

H

W

D

Bar

Pipe

ΔT 50°C

ΔT 60°C

H

W

D

Bar

Pipe

ΔT 50°C

ΔT 60°C

H

W

D

Bar

Pipe

ΔT 50°C

ΔT 60°C

H

W

D

Bar

Pipe

ΔT 50°C

ΔT 60°C

H

W

D

Bar

Pipe

ΔT 50°C

ΔT 60°C

H

W

D

Bar

Pipe

ΔT 50°C

ΔT 60°C

H

W

D

Bar

Pipe

ΔT 50°C

ΔT 60°C

H

W

D

Bar

Pipe

ΔT 50°C

ΔT 60°C

H

W

D

Bar

Pipe

ΔT 50°C

ΔT 60°C

H

W

D

Bar

Pipe

ΔT 50°C

ΔT 60°C

H

W

D

Bar

Pipe

ΔT 50°C

ΔT 60°C

H

W

D

Bar

Pipe

ΔT 50°C

ΔT 60°C

H

W

D

Bar

Pipe

ΔT 50°C

ΔT 60°C

H

W

D

Bar

Pipe

ΔT 50°C

ΔT 60°C

H

W

D

Bar

Pipe

ΔT 50°C

ΔT 60°C

H

W

D

Bar

Pipe

ΔT 50°C

ΔT 60°C

H

W

D

Bar

Pipe

ΔT 50°C

ΔT 60°C

H

W

D

Bar

Pipe

ΔT 50°C

ΔT 60°C

H

W

D

Bar

Pipe

ΔT 50°C

ΔT 60°C

H

W

D

Bar

Pipe

ΔT 50°C

ΔT 60°C

H

W

D

Bar

Pipe

ΔT 50°C

ΔT 60°C

H

W

D

Bar

Pipe

ΔT 50°C

ΔT 60°C

H

W

D

Bar

Pipe

ΔT 50°C

ΔT 60°C

H