







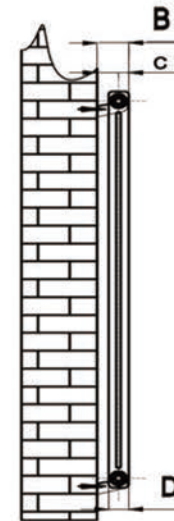
Radiator Name: CLASSICO

This product must be fitted only by a fully qualified installer


Description	Illustration	Qty
Radiator		1
Bracket		4
Fixing Screw		4
Air Vent		1
End Plug		1



Front View



Side View



Back View

GENERAL RECOMMENDATION

Before fitting the radiator, it is necessary to wash out the heating system to remove any existing mud, scale, work residues, traces of flux, oil etc...

When the system water PH is outside the 5.5 - 8.5 range and/or when the dissolved is above 0.1mg/litre, it is always needed to protect the heating system components (the radiator is one of these) with a proper chemical treatment compatible with all parts in contact with water (Silicon rubber too).

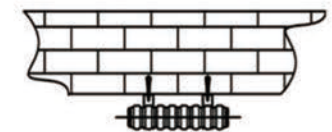
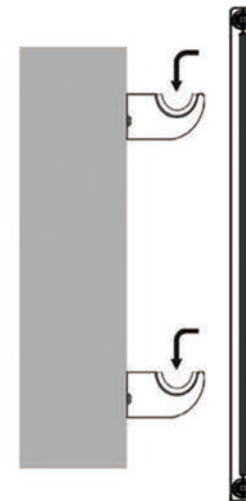
In order to fit the radiator to the wall, it is necessary to choose the proper fixings for the wall material.

If the system water exceeds 50 degrees Celsius, please install a warning mark near the radiator to avoid any accidental scald.

Clean the radiator surface only with a soft cloth to avoid scratching the finish and do not use chemicals against during cleaning operations.

It is prohibited to climb onto the radiator.

Maximum working temperature is 95 centigrad degree. Maximum working pressure is 6 bar.



Top view

Hang the radiator on the brackets.

Size	pipe number	Height	Width	Thickness	Hanger Axes Horizontal	Wall to front face of the bracket	Hanger Axes vertical	Wall to pipe center distance	Empty Weight	Water volume
-	-	H	W	D	S	B	G	C	-	-
		mm	mm	mm	mm	mm	mm	mm	kg	l
500 X 425	9	500	425	70	270	92	425	68	7.8	5.44
500 X 605	13	500	605	70	450	92	425	68	11.2	7.86
500 X 830	18	500	830	70	675	92	425	68	15.3	10.88
500 X 965	21	500	965	70	810	92	425	68	17.9	12.69
500 X 1190	26	500	1190	70	1035	92	425	68	22.2	15.71
600 X 425	9	600	425	70	270	92	525	68	9.0	6.32
600 X 605	13	600	605	70	450	92	525	68	13.0	9.13
600 X 830	18	600	830	70	675	92	525	68	17.8	12.65
600 X 965	21	600	965	70	810	92	525	68	20.7	14.75
600 X 1190	26	600	1190	70	1035	92	525	68	25.6	18.27
1500 X 425	9	1500	425	70	270	92	1425	68	20.6	14.28
1500 X 515	11	1500	515	70	360	92	1425	68	25.1	17.45
1800 X 245	5	1800	245	70	90	92	1725	68	13.8	9.40
1800 X 335	7	1800	335	70	180	92	1725	68	19.2	13.17
1800 X 425	9	1800	425	70	270	92	1725	68	24.6	16.93
1800 X 515	11	1800	515	70	360	92	1725	68	30.0	20.69
1800 X 560	12	1800	560	70	405	92	1725	68	32.8	22.57