


Sales Code: ENZW062

Barcode: 5056678428269

Brand: nuie

Description: nuie 900mm Framed Walk-In Wetroom Screen Set With Slate Grey Tray



Technical Drawing Not Available

Product Dimensions

Product	1950 x 900 x 14mm (H x W x D)
Nett Weight	108.4 kg
Packaged Weight	108.42 kg

Product Details


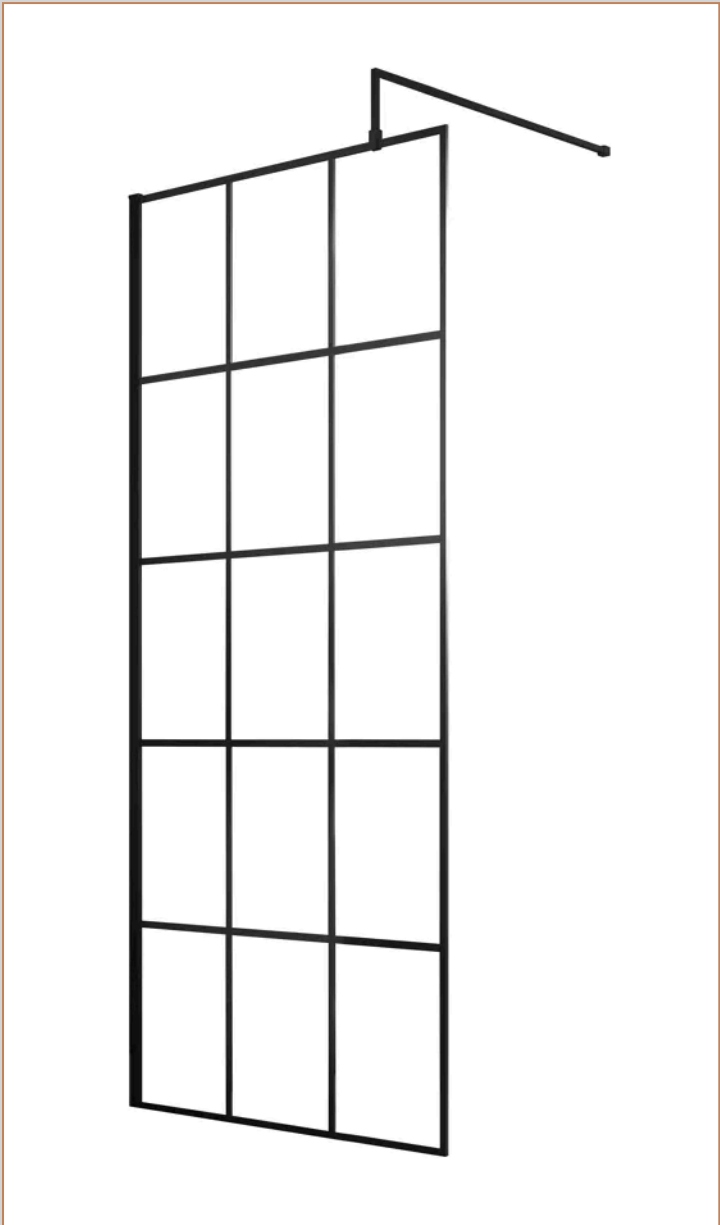
Country of Origin	China
Product Material	Acrylic Capped Abs Caco3 And Pu,Aluminium,Glass
Colour/Finish	Matt Black
Style	Contemporary
Ce Certified	Yes
Enclosure Design	Framed
Glass Thickness	8 mm
Waste Included	No

Sales Code: WRSF080

Barcode: 5056211806905

Brand: Hudson Reed

Description: Hudson Reed 800mm Framed Matrix Matt Black Wetroom Screen



Product Dimensions

Product	1950 x 800 x 14mm (H x W x D)
Packaged	60 x 850 x 2070mm (H x W x D)
Nett Weight	35.9 kg
Packaged Weight	35.9 kg

Product Details

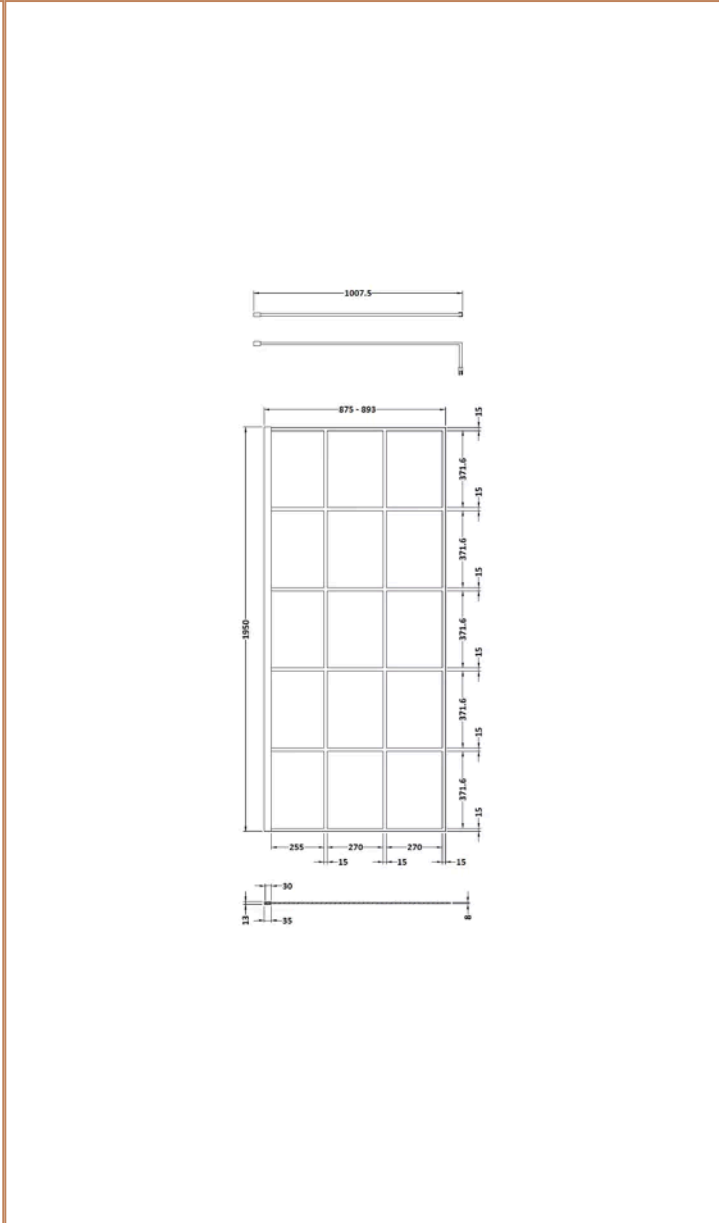
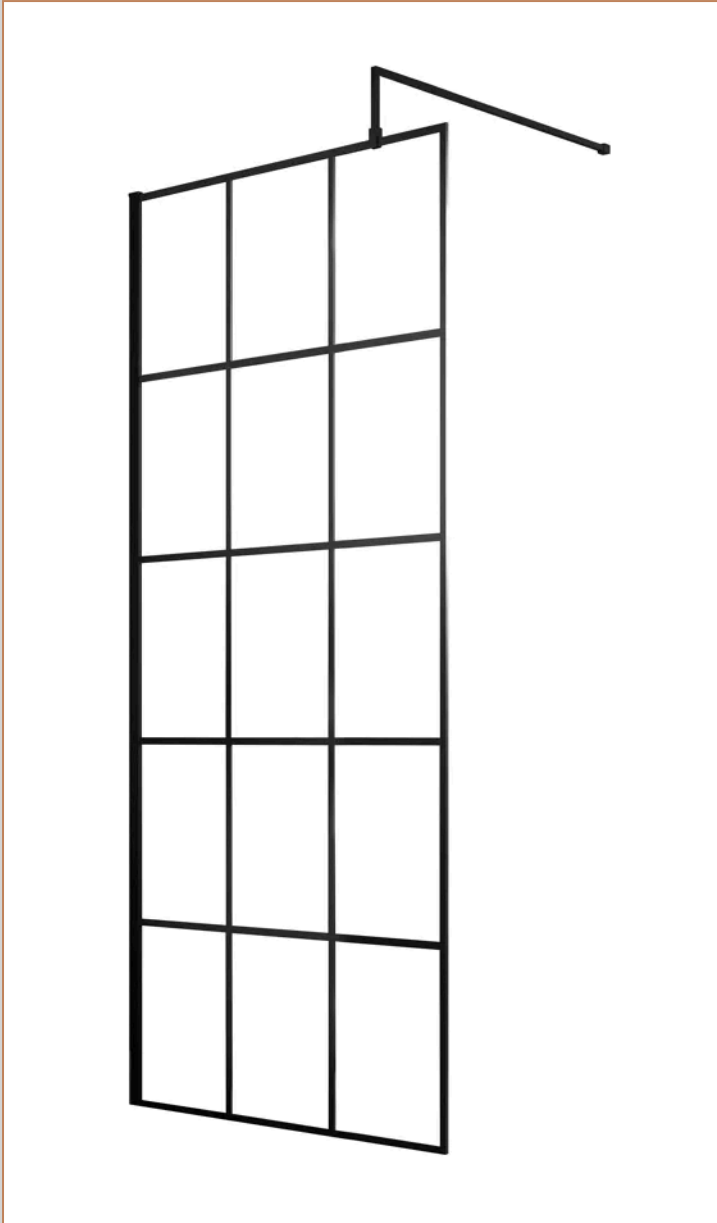
Country of Origin	China
Product Material	Aluminium
Colour/Finish	Matt Black
Style	Contemporary
Fixings Included	Yes
Easy Clean	Yes
Adjustment Max	793
Adjustment Min	775
Ce Certified	Yes
Declaration Of Performance	Yes
Easy Fit	No
Enclosure Design	Framed
Frame Finish	Matt Black
Glass Thickness	8 mm
Handles Included	No
Support Bar Included	Yes
Ukca Certified	Yes

Sales Code: WRSF090

Barcode: 5056211806912

Brand: Hudson Reed

Description: Hudson Reed 900mm Matt Black Matrix Framed Wetroom Screen



Product Dimensions

Product	1950 x 900 x 14mm (H x W x D)
Packaged	60 x 950 x 2070mm (H x W x D)
Nett Weight	40.3 kg
Packaged Weight	40.3 kg

Product Details

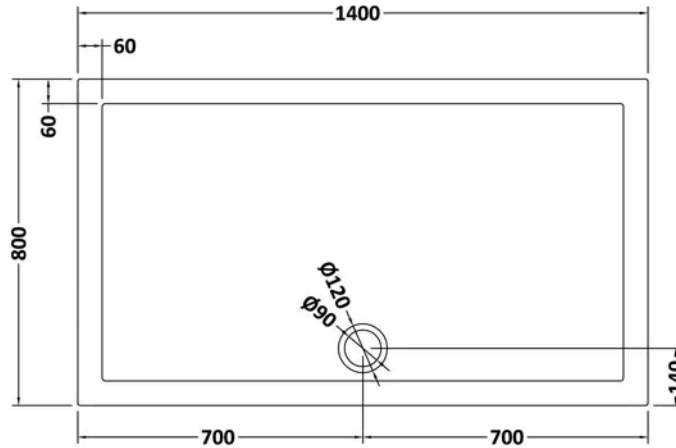

Country of Origin	China
Product Material	Aluminium
Colour/Finish	Matt Black
Style	Contemporary
Fixings Included	Yes
Easy Clean	Yes
Adjustment Max	893
Adjustment Min	875
Ce Certified	Yes
Declaration Of Performance	Yes
Easy Fit	No
Enclosure Design	Framed
Frame Finish	Matt Black
Glass Thickness	8 mm
Handles Included	No
Support Bar Included	Yes
Ukca Certified	Yes

Sales Code: TR71033

Barcode: 5056211813262

Brand: nuie

Description: 1400 x 800mm Grey Slate Rectangular Slimline Shower Tray



Product Dimensions

Product	40 x 800 x 1400mm (H x W x L)
Packaged	85 x 840 x 1440mm (H x W x D)
Nett Weight	36.8 kg
Packaged Weight	37.1 kg

Product Details

Country of Origin	United Kingdom
Product Material	Acrylic Capped Abs Caco3 And Pu
Colour/Finish	Grey Slate
Style	Contemporary
Fixings Included	No
Ce Certified	Yes
Leg Set Included	No
Legs Included	No
Raised Edge	Yes
Slip Resistant	No
Waste Included	No
Waste Size Required	90mm