

**Sales Code:** ENZW118

**Barcode:** 5056678427705

**Brand:** nuie

**Description:** nuie 1200mm Framed Walk-In Wetroom Return Screen With Matt Black Tray



Technical Drawing Not Available

**Product Dimensions**

Product	1950 x 1200 x 14mm (H x W x D)
Nett Weight	100.5 kg
Packaged Weight	100.5 kg

**Product Details**



Country of Origin	China
Product Material	Acrylic Capped Abs Caco3 And Pu,Aluminium,Glass
Colour/Finish	Matt Black
Style	Contemporary
Ce Certified	Yes
Enclosure Design	Framed
Glass Thickness	8 mm
Waste Included	No

**Sales Code:** WRSF12

**Barcode:** 5056211806943

**Brand:** Hudson Reed

**Description:** Hudson Reed 1200mm Matt Black Matrix Framed Wetroom Screen



**Product Dimensions**

Product	1950 x 1200 x 14mm (H x W x D)
Packaged	60 x 1250 x 2070mm (H x W x D)
Nett Weight	53.2 kg
Packaged Weight	53.2 kg

**Product Details**

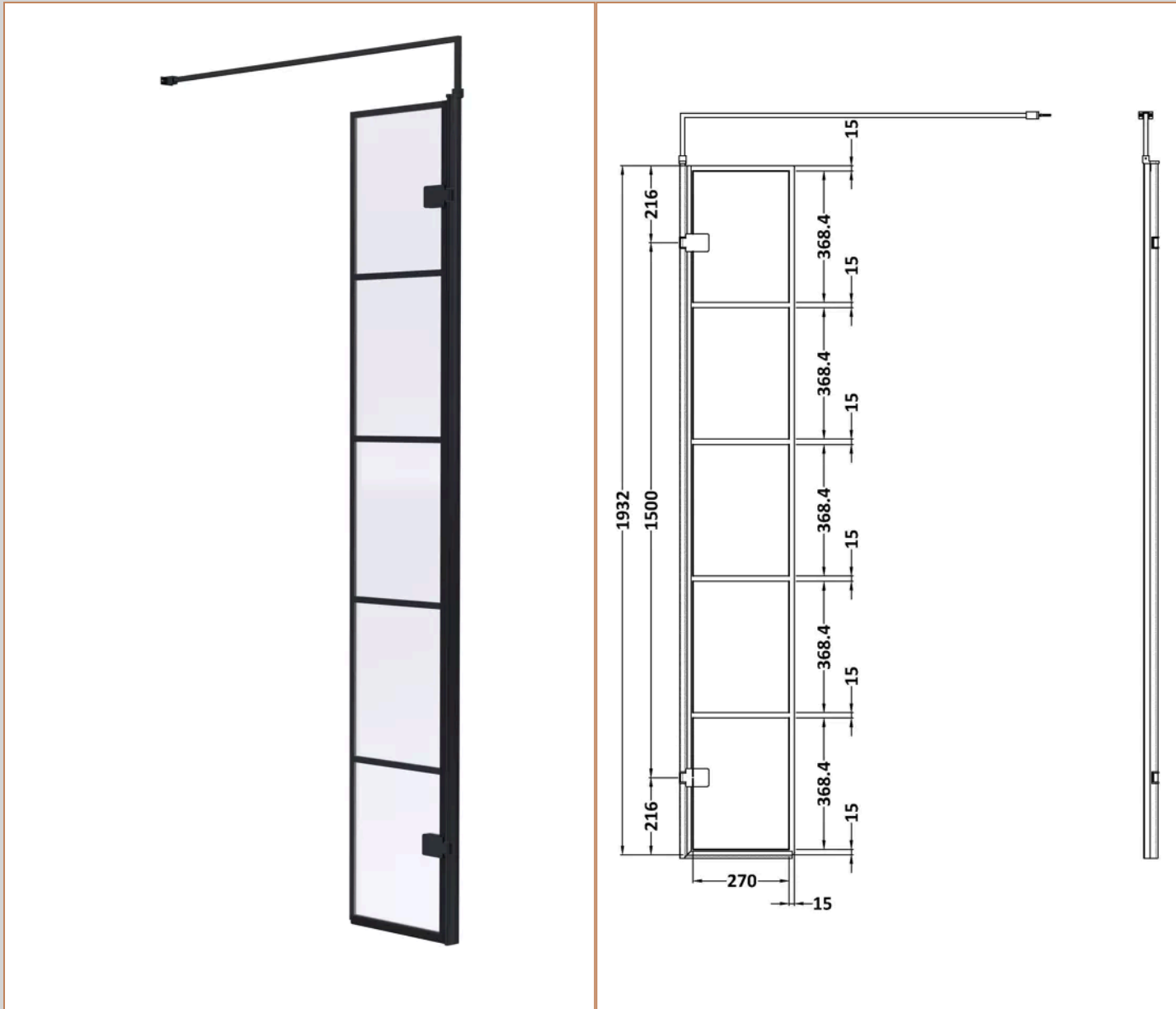
Country of Origin	China
Product Material	Aluminium
Colour/Finish	Matt Black
Style	Contemporary
Fixings Included	Yes
Easy Clean	Yes
Adjustment Max	1193
Adjustment Min	1175
Ce Certified	Yes
Declaration Of Performance	Yes
Easy Fit	No
Enclosure Design	Framed
Frame Finish	Matt Black
Glass Thickness	8 mm
Handles Included	No
Support Bar Included	Yes
Ukca Certified	Yes

**Sales Code:** WRSF030H

**Barcode:** 5056211806967

**Brand:** Hudson Reed

**Description:** Hudson Reed 322mm Frameless Matt Black Wetroom Screen With Support Bar



### Product Dimensions

Product	1950 x 322 x 27mm (H x W x D)
Packaged	55 x 400 x 2000mm (H x W x D)
Nett Weight	15.1 kg
Packaged Weight	15.1 kg

### Product Details

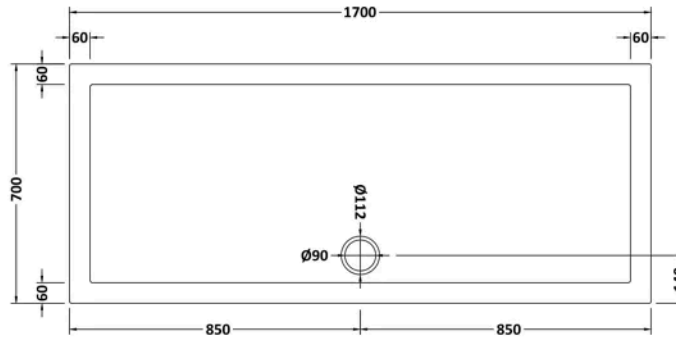
Country of Origin	China
Product Material	Aluminium
Colour/Finish	Matt Black
Style	Contemporary
Fixings Included	Yes
Easy Clean	Yes
Ce Certified	Yes
Declaration Of Performance	Yes
Easy Fit	No
Enclosure Design	Frameless
Frame Finish	Matt Black
Glass Thickness	8 mm
Handles Included	No
Support Bar Included	Yes
Ukca Certified	Yes

**Sales Code:** NTP061

**Barcode:** 5055369006373

**Brand:** nuie

**Description:** 1700 x 700mm Rectangular Slimline Shower Tray



### Product Dimensions

Product	40 x 700 x 1700mm (H x W x L)
Packaged	80 x 740 x 1740mm (H x W x D)
Nett Weight	37.8 kg
Packaged Weight	38.1 kg

### Product Details

Country of Origin	United Kingdom
Product Material	Acrylic Capped Abs Caco3 And Pu
Colour/Finish	White
Style	Contemporary
Fixings Included	No
Ce Certified	Yes
Leg Set Included	No
Legs Included	No
Raised Edge	Yes
Slip Resistant	No
Waste Included	No
Waste Size Required	90mm