

Sales Code: ENZW168

Barcode: 5056678427200

Brand: nuie

Description: nuie 1200mm Framed Walk-In Wetroom Return Screen With Slate Grey Matt Black Tray



Technical Drawing Not Available

Product Dimensions

Product	1950 x 1200 x 14mm (H x W x D)
Nett Weight	116.6 kg
Packaged Weight	116.62 kg

Product Details



Country of Origin	China
Product Material	Acrylic Capped Abs Caco3 And Pu,Aluminium,Glass
Colour/Finish	Matt Black
Style	Contemporary
Ce Certified	Yes
Enclosure Design	Framed
Glass Thickness	8 mm
Waste Included	No

Sales Code: WRSF12

Barcode: 5056211806943

Brand: Hudson Reed

Description: Hudson Reed 1200mm Matt Black Matrix Framed Wetroom Screen



Product Dimensions

Product	1950 x 1200 x 14mm (H x W x D)
Packaged	60 x 1250 x 2070mm (H x W x D)
Nett Weight	53.2 kg
Packaged Weight	53.2 kg

Product Details

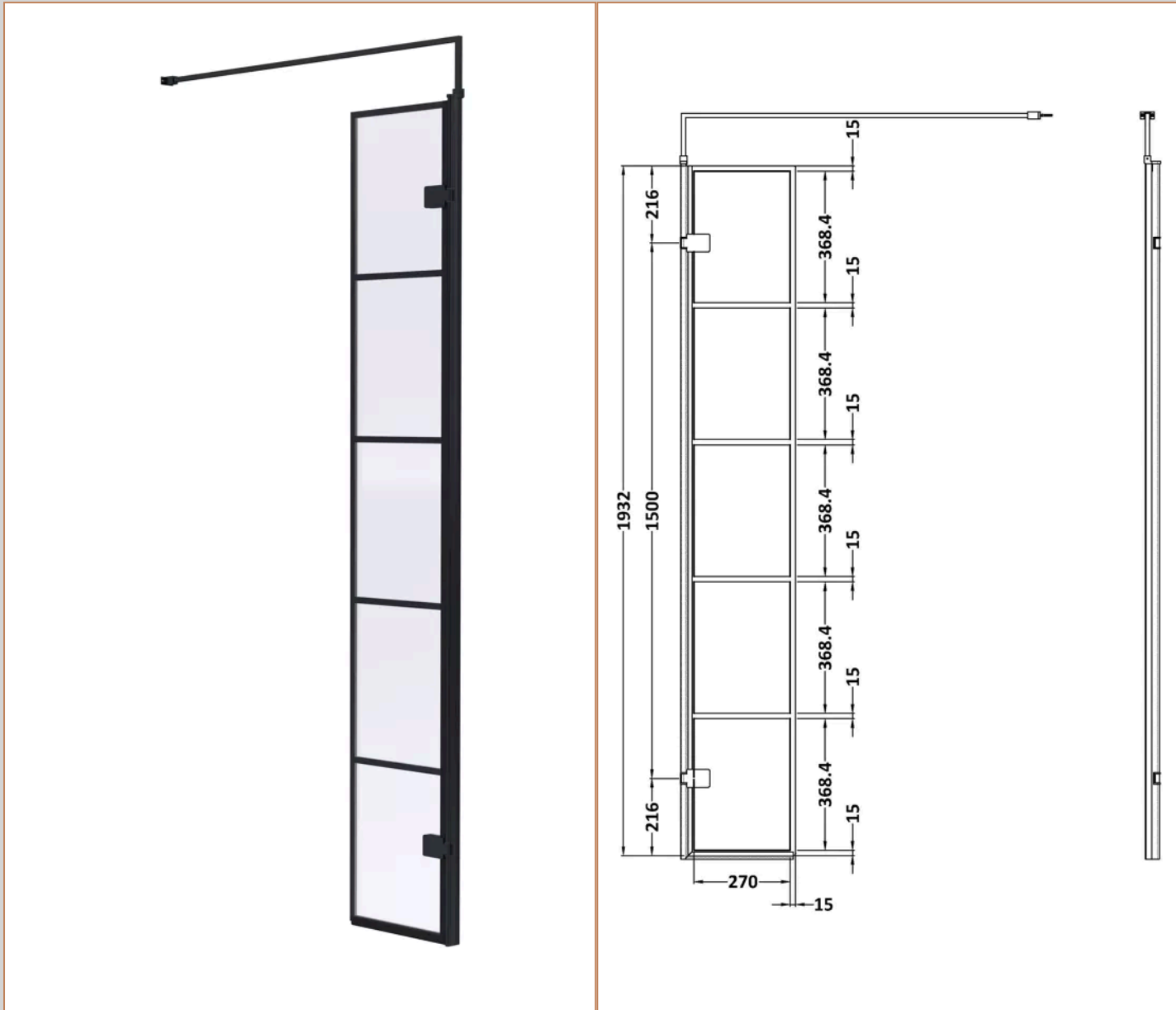
Country of Origin	China
Product Material	Aluminium
Colour/Finish	Matt Black
Style	Contemporary
Fixings Included	Yes
Easy Clean	Yes
Adjustment Max	1193
Adjustment Min	1175
Ce Certified	Yes
Declaration Of Performance	Yes
Easy Fit	No
Enclosure Design	Framed
Frame Finish	Matt Black
Glass Thickness	8 mm
Handles Included	No
Support Bar Included	Yes
Ukca Certified	Yes

Sales Code: WRSF030H

Barcode: 5056211806967

Brand: Hudson Reed

Description: Hudson Reed 322mm Frameless Matt Black Wetroom Screen With Support Bar



Product Dimensions

Product	1950 x 322 x 27mm (H x W x D)
Packaged	55 x 400 x 2000mm (H x W x D)
Nett Weight	15.1 kg
Packaged Weight	15.1 kg

Product Details

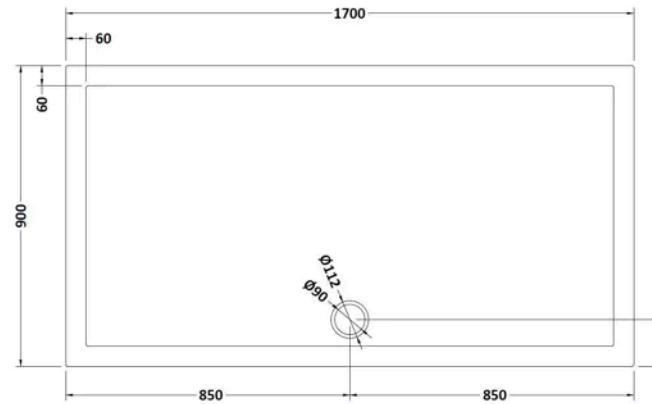

Country of Origin	China
Product Material	Aluminium
Colour/Finish	Matt Black
Style	Contemporary
Fixings Included	Yes
Easy Clean	Yes
Ce Certified	Yes
Declaration Of Performance	Yes
Easy Fit	No
Enclosure Design	Frameless
Frame Finish	Matt Black
Glass Thickness	8 mm
Handles Included	No
Support Bar Included	Yes
Ukca Certified	Yes

Sales Code: TR71064

Barcode: 5056211814030

Brand: nuie

Description: 1700 x 900mm Grey Slate Rectangular Slimline Shower Tray



Product Dimensions

Product	40 x 900 x 1700mm (H x W x L)
Packaged	85 x 940 x 1740mm (H x W x D)
Nett Weight	52.5 kg
Packaged Weight	52.8 kg

Product Details

Country of Origin	United Kingdom
Product Material	Acrylic Capped Abs Caco3 And Pu
Colour/Finish	Grey Slate
Style	Contemporary
Fixings Included	No
Ce Certified	Yes
Leg Set Included	No
Legs Included	No
Raised Edge	Yes
Slip Resistant	No
Waste Included	No
Waste Size Required	90mm